

# INDIVIDUAL RECORDS

## Scoring

### Game

1.	100	Frank Selvy, Furman vs. Newberry	Jan. 13, 1954
2.	67	Darrell Floyd, Furman vs. Morehead State	Jan. 22, 1955
3.	66	Jay Handlan, Washington & Lee vs. Furman	Feb. 24, 1951
4.	63	Frank Selvy, Furman vs. Mercer	Feb. 11, 1953
5.	62	Darrell Floyd, Furman vs. The Citadel	Jan. 14, 1956
6.	58	Frank Selvy, Furman vs. Wofford	Feb. 23, 1954
7.	56	Darrell Floyd, Furman vs. Clemson	Feb. 24, 1955
8.	56	Stan Davis, Appalachian St. vs. Carson-Newman	Jan. 24, 1974
9.	55	Skip Henderson, Marshall vs. The Citadel	Mar. 4, 1988
10.	54	Rod Hundley, West Virginia vs. Furman	Jan. 5, 1957

### Season

1.	1,209	Frank Selvy, Furman	1953-54
2.	946	Darrell Floyd, Furman	1955-56
3.	<b>931</b>	<b>Stephen Curry, Davidson</b>	<b>2007-08</b>
4.	908	Jerry West, West Virginia	1959-60
5.	903	Jerry West, West Virginia	1958-59
6.	897	Darrell Floyd, Furman	1954-55
7.	855	Bob McCurdy, Richmond	1974-75
8.	820	Jason Conley, VMI	2001-02
9.	804	Skip Henderson, Marshall	1987-88
10.	798	Rod Hundley, West Virginia	1955-56

### Career

1.	2,574	Skip Henderson, Marshall	1983-88
2.	2,538	Frank Selvy, Furman	1951-54
3.	2,483	John Gerdy, Davidson	1975-79
4.	2,423	Gay Elmore, VMI	1983-87
5.	2,332	John Taft, Marshall	1987-91
6.	2,310	Dom Flora, Washington & Lee	1954-58
7.	2,309	Jerry West, West Virginia	1957-60
8.	2,299	Jonathan Moore, Furman	1976-80
9.	2,281	Darrell Floyd, Furman	1953-56
10.	2,228	Ron Carter, VMI	1974-78

## Scoring Average

### Season

	Avg	G	Pts.		
1.	41.7	29	1,209	Frank Selvy, Furman	1953-54
2.	35.9	25	897	Darrell Floyd, Furman	1954-55
3.	33.8	28	946	Darrell Floyd, Furman	1955-56
4.	32.9	26	855	Bob McCurdy, Richmond	1974-75
5.	30.2	19	574	Aron Stewart, Richmond	1972-73
6.	29.5	25	738	Frank Selvy, Furman	1952-53
7.	29.3	31	908	Jerry West, West Virginia	1959-60
8.	29.3	28	820	Jason Conley, VMI	2001-02
9.	28.9	25	723	Bob Tallent, George Washington	1968-69
10.	27.3	24	656	Johnny Mahoney, William & Mary	1954-55
	27.3	28	738	John Taft, Marshall	1990-91
	27.3	26	709	Fred Hetzel, Davidson	1963-64

### Career

1.	32.5	78	2,538	Frank Selvy, Furman	1951-54
2.	32.1	71	2,281	Darrell Floyd, Furman	1953-56
3.	28.1	44	1,237	Aron Stewart, Richmond	1972-74
4.	26.7	56	1,495	Frankie King, Western Carolina	1993-95
5.	25.7	79	2,032	Fred Hetzel, Davidson	1962-65
6.	24.9	54	1,347	Bob McCurdy, Richmond	1973-75
7.	24.8	93	2,309	Jerry West, West Virginia	1957-60
8.	24.5	89	2,180	Rod Hundley, West Virginia	1954-57
9.	<b>23.7</b>	<b>70</b>	<b>1,661</b>	<b>Stephen Curry, Davidson</b>	<b>2006-present</b>
10.	23.4	106	2,483	John Gerdy, Davidson	1975-79



Furman's Frank Selvy scored an NCAA-record 100 points against Newberry on Feb. 13, 1954.

## Field Goals Made

### Game

1.	41	Frank Selvy, Furman vs. Newberry	Feb. 13, 1954
2.	27	Darrell Floyd, Furman vs. Morehead State	Jan. 22, 1955
3.	25	Stan Davis, Appalachian State vs. Carson-Newman	Jan. 24, 1974
4.	23	Darrell Floyd, Furman vs. The Citadel	Jan. 14, 1956
5.	22	Rod Hundley, West Virginia vs. Furman	Jan. 5, 1957
	22	Bunny Gibson, Marshall vs. Chattanooga	Jan. 30, 1978
7.	21	Jerry Varn, The Citadel vs. Piedmont	1953
	21	Jeff Cohen, William & Mary vs. Richmond	1960-61
	21	Bob McCurdy, Richmond vs. West Virginia	Feb. 17, 1975
10.	20	Fred Hetzel, Davidson vs. Furman	Dec. 8, 1964
	20	Dick Snyder, Davidson vs. Ohio	Dec. 21, 1965
	20	Aron Stewart, Richmond vs. Appalachian State	Jan. 29, 1973
	20	Bob McCurdy, Richmond vs. Appalachian State	Feb. 26, 1975
	20	Skip Henderson, Marshall vs. The Citadel	Mar. 4, 1988

### Season

1.	427	Frank Selvy, Furman	1953-54
2.	344	Darrell Floyd, Furman	1954-55
3.	340	Jerry West, West Virginia	1958-59
4.	339	Darrell Floyd, Furman	1955-56
5.	325	Jerry West, West Virginia	1959-60
6.	321	Bob McCurdy, Richmond	1974-75
7.	<b>317</b>	<b>Stephen Curry, Davidson</b>	<b>2007-08</b>
8.	292	John Gerdy, Davidson	1977-78
9.	291	Skip Henderson, Marshall	1987-88
10.	290	Rod Hundley, West Virginia	1955-56

### Career

1.	1,052	John Gerdy, Davidson	1976-79
2.	1,000	Skip Henderson, Marshall	1985-88
3.	947	Jonathan Moore, Furman	1977-80
4.	922	Frank Selvy, Furman	1952-54
5.	882	Kyle Hines, UNC Greensboro	2004-08
6.	873	Gay Elmore, VMI	1984-87
7.	868	Darrell Floyd, Furman	1954-56
8.	843	Jerry West, West Virginia	1958-60
9.	811	John Taft, Marshall	1988-91
10.	797	Willie White, Chattanooga	1981-84

# INDIVIDUAL RECORDS

## Field Goal Attempts

Game			
1. 71	Jay Handlin, Washington & Lee vs. Furman	Feb. 24, 1951	
2. 66	Frank Selvy, Furman vs. Newberry	Feb. 13, 1954	
3. 51	Darrell Floyd, Furman vs. Morehead State	Jan. 22, 1955	
4. 49	Darrell Floyd, Furman vs. The Citadel	Jan. 14, 1956	
5. 48	Rod Hundley, West Virginia vs. Furman,	Jan. 5, 1957	
6. 42	Stan Davis, Appalachian St. vs. Carson-Newman	Jan. 24, 1974	
42	Rod Hundley, W. Va. vs. George Washington	Feb. 19, 1955	
8. 39	Bill Ralph, VMI vs. West Virginia	1953-54	
9. 38	Bob Tallent, George Washington vs. Furman	Jan. 7, 1969	
10. 37	Charlie Schmaus, VMI vs. The Citadel	1965-66	

## Season

1. 941	Frank Selvy, Furman	1953-54
2. 850	Darrell Floyd, Furman	1955-56
3. 814	Rod Hundley, West Virginia	1955-56
4. 796	Darrell Floyd, Furman	1954-55
5. 756	Rod Hundley, West Virginia	1954-55
6. 677	Bob Tallent, George Washington	1968-69
<b>7. 656</b>	<b>Stephen Curry, Davidson</b>	<b>2007-08</b>
8. 656	Jerry West, West Virginia	1958-59
9. 648	Rod Hundley, West Virginia	1956-57
10. 646	Frank Selvy, Furman	1952-53



Marshall's Keith Veney holds the league record for three-pointers in a game (15) and in a season (130).

## Career

1. 2,218	Rod Hundley, West Virginia	1955-57
2. 2,143	Frank Selvy, Furman	1952-54
3. 2,063	Darrell Floyd, Furman	1954-56
4. 2,057	John Gerdy, Davidson	1976-79
5. 1,964	Skip Henderson, Marshall	1985-88
6. 1,858	Gay Elmore, VMI	1984-87
7. 1,757	Jonathan Moore, Furman	1977-80
8. 1,739	Dick Wright, Furman	1956-59
9. 1,704	John Taft, Marshall	1988-91
10. 1,660	Jerry West, West Virginia	1958-60

## Field Goal Percentage

Game (minimum 10 made)			
1. 100.0	14-14 Russ Hunt, Furman vs. Appalachian St.	Dec. 9, 1971	
	12-12 Ashley Champion, Chattanooga vs. Samford	Dec. 21, 2002	
	12-12 Tyson Patterson, Appalachian St. vs. W. Carolina	Jan. 24, 2000	
	10-10 Kyle Hines, UNC Greensboro vs. The Citadel	Jan. 7, 2008	
	10-10 Jim McDonough, William & Mary vs. Richmond	1975-76	
	10-10 Calvin Cannady, E. Tenn. St. vs. Radford	1984-85	
	10-10 Lester Johnson, VMI vs. Radford	Dec. 10, 1994	
	10-10 Tyler Troupe, Chattanooga vs. King	Dec. 21, 2006	
9. 93.3	14-15 Oliver Morton, Chatt. vs. Appalachian St.	Jan. 29, 2000	
10. 92.3	12-13 Todd Haynes, Davidson vs. South Carolina	Feb. 17, 1979	
	12-13 Troy Lee Mikell, E. Tenn. St. vs. UNC Wilmington	1982-83	
	12-13 Gay Elmore, VMI vs. Bluefield	Jan. 27, 1987	
	12-13 Ted Mosay, The Citadel vs. Western Carolina	1990-91	

## Season (minimum 5 made per game)

Pct.	FG-FGA		
1. 67.5	197-292	Troy Lee Mikell, East Tennessee State	1982-83
2. 67.1	141-210	George Spain, Davidson	1994-95
3. 66.3	178-281	Charles Payton, Appalachian State	1980-81
4. 65.2	161-247	Dave Montgomery, VMI	1976-77
5. 64.7	189-292	Rodney English, East Tennessee State	1990-91
6. 64.7	200-309	Joe Holup, George Washington	1955-56
7. 63.3	178-281	Charles Payton, Appalachian State	1980-81
8. 63.1	135-214	Terry Holland, Davidson	1963-64
9. 62.9	88-140	Johnathan Mitchell, Appalachian State	2002-03
9. 62.8	145-231	Kareem Livingston, Appalachian State	1997-98

## Career (minimum 400 made)

Pct.	FG-FGA		
1. 69.0	412-597	Ricky Nedd, Appalachian State	1991-94
2. 60.2	442-734	Rich DiBenedetto, Davidson	1978-81
3. 59.8	522-873	Kareem Livingston, Appalachian State	1997-98
4. 59.6	647-1,086	Kyle Hines, UNC Greensboro	2004-07
5. 59.3	426-718	Joey Brooks, Furman	1986-89
6. 58.6	756-1,296	Joe Holup, George Washington	1953-56
7. 58.5	560-958	Charles Payton, Appalachian State	1979-82
8. 58.3	407-692	Pat Sharp, Western Carolina	1981-84
9. 57.7	523-903	Sam Gibson, Appalachian State	1988-90
10. 57.6	675-1,171	Bruce Evans, Furman	1989-92

## 3-Point Field Goals Made

Game			
1. 15	Keith Veney, Marshall vs. Morehead State	Dec. 14, 1996	
	<b>NCAA Single Game Record</b>		
2. 11	Elton Nesbitt, Georgia Southern vs. Chattanooga	Jan. 17, 2005	
3. 10	David Donerlson, Western Carolina vs. Elon	Feb. 20, 1989	
10	Keith Veney, Marshall vs. Hampton	Jan. 6, 1996	
10	Elton Nesbitt, Georgia Southern vs. The Citadel	Feb. 14, 2005	
10	Nate Cranford, Appalachian State vs. Chattanooga	Jan. 6, 2007	
4. 9	Skip Henderson, Marshall vs. The Citadel	Mar. 4, 1988	
9	John Taft, Marshall vs. District of Columbia	Jan. 21, 1991	
9	Aaron Nichols, The Citadel vs. Marshall	Feb. 4, 1991	
9	Keith Veney, Marshall vs. VMI	1996-97	
9	Wes Moore, Chattanooga vs. Wofford	Nov. 15, 1997	
9	Travis Cantrell, The Citadel vs. Western Carolina	Jan. 12, 2002	
9	Noah Brown, Appalachian State vs. Chattanooga	Jan. 12, 2004	
9	Kevin Oleksiak, UNC Greensboro vs. Greensboro Coll.	Nov. 21, 2006	
<b>9,</b>	<b>Stephen Curry, Davidson at Appalachian St.</b>	<b>Nov. 26, 2007</b>	
<b>9,</b>	<b>Stephen Curry, Davidson vs. Colby</b>	<b>No. 21, 2006</b>	

## Season

<b>1. 162</b>	<b>Stephen Curry, Davidson</b>	<b>2007-08</b>
	<b>NCAA Single-Season Record</b>	
2. 130	Keith Veney, Marshall	1996-97
<b>3. 122</b>	<b>Stephen Curry, Davidson</b>	<b>2006-07</b>
	<b>NCAA Freshman Record</b>	
4. 118	Keddrick Mays, Chattanooga	2006-07
5. 111	Keith Veney, Marshall	1995-96
6. 103	Rufus Leach, Appalachian State	1999-00
103	Shawn Hall, Appalachian State	2002-03
103	Elton Nesbitt, Georgia Southern	2005-06
9. 102	Travis Cantrell, The Citadel	2001-02
102	Troy Wheless, College of Charleston	2002-03

## Career

1. 299	Ian Chadwick, Wofford	1997-01
<b>2. 284</b>	<b>Stephen Curry, Davidson</b>	<b>2006-present</b>
3. 270	D.J. Thompson, Appalachian State	2003-06
4. 268	Brendan Winters, Davidson	2003-06
5. 273	Eric Webb, Furman	2004-07
6. 270	D.J. Thompson, Appalachian State	2004-07
7. 262	Elton Nesbitt, Georgia Southern	2003-06
8. 262	Terry Williams, Georgia Southern	2002-05
9. 261	Jay Joseph, UNC Greensboro	2001-04
10. 255	Travis Cantrell, The Citadel	1999-02

# INDIVIDUAL RECORDS

INTRODUCTION

SOUTHERN CONFERENCE

TEAM PROFILES

2007-08 REVIEW

RECORDS

HISTORY

POSTSEASON

## 3-Point Field Goal Attempts

Game			
1.	25	Keith Veney, Marshall vs. Morehead State	Dec. 14, 1996
2.	21	Travis Cantrell, The Citadel vs. W. Carolina	Jan. 12, 2002
3.	20	Stephen Curry, Davidson vs. Colby	Nov. 21, 2006
4.	19	Keith Veney, Marshall vs. VMI	1996-97
	19	Shawn Hall, Appalachian State vs. Davidson	Feb. 22, 2003
6.	18	Craig Bardo, The Citadel vs. Coll. of Charleston	1986-87
7.	17	David Donerlson, Western Carolina vs. Elon	Feb. 20, 1989
	17	LeVert Threats, Chattanooga vs. VMI	Jan. 13, 1992
	17	Keith Veney, Marshall vs. Hampton	Jan. 6, 1996
	17	Keith Veney, Marshall vs. Western Carolina	1996-97
	17	Keith Veney, Marshall vs. UNC Asheville	Dec. 21, 1996
	17	Jason Conley, VMI vs. Wofford	Feb. 2, 2002
	17	Dante Terry, The Citadel vs. Emmanuel	Dec. 6, 2003

### Season

1.	369	<b>Stephen Curry, Davidson</b>	<b>2007-08</b>
2.	320	Keith Veney, Marshall	1996-97
3.	309	Shawn Hall, Appalachian State	2002-03
4.	299	<b>Stephen Curry, Davidson</b>	<b>2006-07</b>
5.	286	Keddric Mays, Chattanooga	2006-07
6.	274	Noy Castillo, The Citadel	1994-95
7.	273	Travis Cantrell, The Citadel	2001-02
8.	264	Elton Nesbitt, Georgia Southern	2005-06
9.	257	D.J. Thompson, Appalachian State	2005-06
10.	253	Elton Nesbitt, Georgia Southern	2004-05

### Career

1.	819	Ian Chadwick, Wofford	1997-01
2.	737	Terry Williams, Georgia Southern	2001-05
3.	727	Travis Cantrell, The Citadel	1999-02
4.	705	Elton Nesbitt, Georgia Southern	2002-06
5.	702	D.J. Thompson, Appalachian State	2003-06
6.	683	Eric Webb, Furman	2004-07
7.	670	Anquell McCollum, Western Carolina	1992-96
8.	668	Stephen Curry, Davidson	2007-08
9.	666	Jay Joseph, UNC Greensboro	2001-04
10.	665	Noy Castillo, The Citadel	1996-97

## 3-Point Field Goal Percentage

### Game (minimum 6 made)

1.	100.0 (11-11)	Elton Nesbitt (Georgia Southern) vs. Chatt.	Jan. 17, 2005
2.	100.0 (10-10)	Elton Nesbitt, Georgia Southern vs. The Citadel	Feb. 14, 2005
3.	100.0 (8-8)	Terry Williams, Georgia Southern vs. Chattanooga	Feb. 17, 2005
4.	100.0 (7-7)	Elton Nesbitt, Georgia Southern vs. Brewton-Parker	Nov. 17, 2004
5.	100.0 (6-6)	Gary Robb, Chattanooga vs. Alaska-Anchorage	Nov. 27, 1992
	100.0 (6-6)	Brandon Born, Chattanooga vs. Southern Miss.	Jan. 2, 1994
	100.0 (6-6)	Nathan Jameson, UNC Greensboro vs. St. Peter's	Dec. 3, 2000
	100.0 (6-6)	Jason Morton, Davidson vs. The Citadel	Feb. 13, 2006
	100.0 (6-6)	Matt Estep, Wofford vs. Appalachian State	Feb. 2, 2006
	100.0 (6-6)	Donte Gennie, Georgia Southern vs. The Citadel	Feb. 19, 2007

### Season (minimum 1.5 made per game)

Pct.	3FG-3FGA		
1.	59.2	84-142	Keith Jennings, East Tennessee State 1990-91
2.	54.2	45-83	Quentin Moore Western Carolina 1983-84
3.	52.7	58-110	Joe Stafford Western Carolina 1995-96
4.	51.8	44-85	Keith Gray Western Carolina 1988-89
5.	50.5	47-93	Brendan Winters Davidson 2002-03
6.	49.7	73-147	Derek Rucker Davidson 1986-87
7.	49.6	67-135	Brandon Born Chattanooga 1993-94
	49.6	63-127	Keith Jennings East Tennessee State 1989-90
9.	49.5	48-97	Ryan Nesbit The Citadel 1988-89
10.	48.7	55-113	Alan Puckett The Citadel 1998-99

## Career (minimum 120 made)

Pct.	3FG-3FGA		
1.	59.2	84-142	Keith Jennings, East Tennessee State 1990-91
1.	49.3	223-452	Keith Jennings, East Tennessee State 1989-91
2.	45.2	126-279	Alan Puckett, The Citadel 1999-02
3.	45.0	146-324	Shawn Reid, Furman 1984-88
4.	44.7	159-356	Brandon Born, Chattanooga 1991-95
5.	44.5	154-346	Derek Rucker, Davidson 1985-88
6.	44.0	131-298	David Donerlson, Western Carolina 1989-90
7.	43.4	190-438	Peter Anderer, Davidson 2000-03
8.	43.3	189-437	Kemp Phillips, Appalachian State 1987-90
9.	42.7	241-564	Keith Veney, Marshall 1995-97
	42.7	206-483	Ramon Williams, VMI 1987-90

## Free Throws Made

### Game

1.	25	Frank Selvy, Furman vs. The Citadel	Jan. 30, 1954
2.	25	Joe Holup, George Washington vs. Furman	Feb. 17, 1956
3.	23	Bill Jarman, Davidson vs. George Washington	Dec. 11, 1961
4.	22	Gary Daniels, The Citadel vs. Toledo	Dec. 21, 1962
	22	Regan Truesdale, The Citadel vs. Marshall	1983-84
5.	21	Kevin Martin, Western Carolina vs. E. Tenn. St.	Jan. 17, 2004
	21	Frank Selvy, Furman vs. Mercer	Feb. 11, 1953
	21	Frank Selvy, Furman vs. Mercer	Feb. 18, 1954
8.	20	Johny Mahoney, William & Mary vs. George Wash.	1954-55
	20	Terry Penn, Virginia Tech vs. The Citadel	1956-57
10.	19	Fred Hetzel, Davidson vs. George Washington	Feb. 5, 1965
	19	Dick Esleeck, Furman vs. East Carolina	Dec. 31, 1968
	19	Ron Carter, VMI vs. Siena	Jan. 4, 1978
	19	Greg Dennis, W. Carolina vs. Appalachian St.	Feb. 2, 1980
	19	Gay Elmore, VMI vs. Davidson	Feb. 24, 1986

### Season

1.	355	Frank Selvy, Furman	1953-54
2.	268	Darrell Floyd, Furman	1955-56
3.	258	Jerry West, West Virginia	1959-60
4.	251	Joe Holup, George Washington	1955-56
5.	227	Roy Lange, William & Mary	1957-58
6.	223	Jerry West, West Virginia	1958-59
7.	219	Dom Flora, Washington & Lee	1955-56
8.	218	Rod Hundley, West Virginia	1955-56
9.	216	Johny Mahoney, William & Mary	1954-55
10.	213	Bob McCurdy, Richmond	1974-75

### Career

1.	714	Joe Holup, George Washington	1953-56
2.	696	Dom Flora, Washington & Lee	1955-58
3.	694	Frank Selvy, Furman	1952-54
4.	633	Ed Harrison, Richmond	1953-56
5.	623	Jerry West, West Virginia	1958-60
6.	610	Rod Hundley, West Virginia	1955-57
7.	609	Jerry Smith, Furman	1961-63
8.	565	Jeff Cohen, William & Mary	1958-61
9.	545	Darrell Floyd, Furman	1954-56
10.	539	Mel Daniel, Furman	1979-82

## Free Throw Attempts

### Game

1.	30	Joe Holup, George Washington vs. Furman	Feb. 17, 1956
2.	29	Gary Daniels, The Citadel vs. Toledo	Dec. 21, 1961
3.	27	Regan Truesdale, The Citadel vs. Marshall	1983-84
	27	Bill Jarman, Davidson vs. George Washington	Dec. 11, 1961
	27	Frank Selvy, Furman vs. The Citadel	Jan. 30, 1954
	27	Frank Selvy, Furman vs. Mercer	Feb. 11, 1953
7.	26	Frankie King, Western Carolina vs. E. Tenn. St.	Feb. 23, 1994
8.	24	Darrell Floyd, Furman vs. Georgia Tech	Jan. 13, 1955
	24	Art Musselman, The Citadel vs. Memphis St.	1957-58
	24	Lamar Wright, The Citadel vs. Furman	1992-93
	24	Stanislav Makshantsev, Furman vs. Wofford	Feb. 11, 1999

# INDIVIDUAL RECORDS

## Season

1.	444	Frank Selvy, Furman	1953-54
2.	350	Darrell Floyd, Furman	1955-56
3.	337	Jerry West, West Virginia	1959-60
4.	331	Joe Holup, George Washington	1955-56
5.	320	Jerry West, West Virginia	1958-59
6.	297	Bill Matthews, Virginia Tech	1953-54
7.	295	Dom Flora, Washington & Lee	1955-56
8.	288	Roy Lange, William & Mary	1957-58
9.	286	Johnny Mahoney, William & Mary	1954-55
10.	281	Frankie King, Western Carolina	1993-94


## Career

1.	961	Joe Holup, George Washington	1953-56
2.	906	Frank Selvy, Furman	1952-54
3.	861	Dick Wright, Furman	1956-59
4.	851	Jerry West, West Virginia	1958-60
5.	850	Ed Harrison, Richmond	1953-56
6.	786	Bill Matthews, Virginia Tech	1953-56
7.	743	Jerry Smith, Furman	1961-63
8.	734	John Taft, Marshall	1988-91
9.	698	Darrell Floyd, Furman	1954-56
10.	678	Mel Daniel, Furman	1979-82

## Free Throw Percentage

### Game (minimum 14 made)

1.	100.0	18-18 Anquell McCollum, W. Carolina vs. Marshall	Feb. 5, 1996
2.		17-17 Chad Copeland, Chattanooga vs. Alabama State	Dec. 29, 1993
3.		16-16 Stanford Stickland, Chatt. vs. Georgia Southern	Dec. 30, 1983
		16-16 Greg Dennis, Western Carolina vs. VMI	Jan. 21, 1982
5.		15-15 Jerry Smith, Furman vs. Richmond	Feb. 19, 1962
6.		14-14 Stanislav Makshantsev, Furman vs. Coastal Carolina	Nov. 22, 2002
		14-14 Jerry Smith, Furman vs. George Washington	Feb. 19, 1963
		14-14 Ray Miller, Furman vs. Illinois	Dec. 11, 1975
		14-14 Mel Daniel, Furman vs. Stanford	Dec. 4, 1981
		14-14 Dimeco Childress, E. Tenn. St. vs. Davidson	Feb. 9, 2002
		14-14 Stanislav Makshantsev, Furman vs. Duquesne	Dec. 12, 1998
		14-14 Terry Boyd, Western Carolina vs. Appalachian St.	Jan. 21, 1991
		14-14 John Humphrey, Marshall vs. Austin Peay	Nov. 25, 1988
		14-14 Laverne Evans, Marshall vs. Chattanooga	Mar. 4, 1984
		14-14 Willie White, Chattanooga vs. Western Carolina	1983-84



East Tennessee State's Keith Jennings averaged a league-record 59.2-percent on three-point attempts during the 1990-91 season. He also holds the career record for three-point field goal percentage at 49.3 percent.

## Season (minimum 2.5 made per game)

Pct.	FT-FTA		
1.	94.4	84-89	Bunny Gibson, Marshall 1977-78
2.	93.2	68-73	Ryan Lawson, East Tennessee State 2001-02
3.	92.5	74-80	Randy Nesbit, The Citadel 1979-80
4.	91.8	78-85	Tim Parker, Chattanooga 2002-03
4.	90.0	81-90	Terry Williams, Georgia Southern 2003-04
6.	89.6	206-230	Chad Copeland, Chattanooga 1993-94
7.	89.5	94-105	Jermel President, College of Charleston 1998-99
	89.5	85-95	Greg White, Marshall 1978-79
	89.5	136-152	Keith Jennings, East Tennessee State 1990-91
	89.5	77-86	Nathan Jameson, UNC Greensboro 2000-01

## Career (minimum 200 made)

Pct.	FT-FTA		
1.	88.9	281-316	Chad Copeland, Chattanooga 1993-94
2.	<b>87.5</b>	<b>259-296</b>	<b>Stephen Curry, Davidson 2006-present</b>
3.	86.6	214-247	Johnny Mitchell, VMI 1967-69
4.	86.4	260-301	Greg White, Marshall 1978-81
5.	86.1	490-569	Keith Jennings, East Tennessee State 1988-91
6.	85.6	554-647	Greg Dennis, Western Carolina 1979-82
	85.6	214-250	Nathan Jameson, UNC Greensboro 1998-01
8.	84.9	286-337	Andy Kolesar, VMI 1978-81
9.	84.8	312-368	Brandon Born, Chattanooga 1991-95
10.	84.4	228-270	Travis Cantrell, The Citadel 1999-02

## Rebounds

### Game

1.	51	Bill Chambers, William & Mary vs. Virginia	Feb. 14, 1953
2.	35	Bob Thomas, Furman vs. The Citadel	Dec. 17, 1955
3.	32	Steve Ross, Furman vs. Presbyterian	Jan. 28, 1958
4.	31	Doug Wilson, Furman vs. William & Mary	Feb. 15, 1960
	31	Bill Ralph, VMI vs. Hampden-Sydney	1953-54
	31	Jerry West, West Virginia vs. George Washington	Feb. 6, 1960
5.	29	Gerald Glur, Furman vs. Richmond	Jan. 7, 1963
6.	28	Bob Thomas, Furman vs. Presbyterian	Feb. 19, 1955
	28	Bobby Williamson, VMI vs. Lynchburg	1954-55
	28	Steve Powers, VMI vs. Davidson	1966-67
	28	Joe Brunson, Furman vs. American	Feb. 17, 1969
	28	Joe Brunson, Furman vs. The Citadel	Dec. 30, 1969
10.	27	Gerald Glur, Furman vs. Wofford	Feb. 16, 1961
	27	Gerald Glur, Furman vs. East Tennessee State	Dec. 2, 1961
	27	Joe Brunson, Furman vs. VMI	Jan. 25, 1969
	27	Joe Brunson, Furman vs. Erskine	Jan. 3, 1970
	27	Kirk Gooding, William & Mary vs. George Wash.	1962-63
	27	Joe Adamitis, George Washington vs. Navy	1963-64
	27	Joe Adamitis, George Wash. vs. William & Mary	1963-64
	27	Fred Hetzel, Davidson vs. Furman	Feb. 8, 1965

## Season

1.	604	Joe Holup, George Washington	1955-56
2.	546	Joe Holup, George Washington	1954-55
3.	510	Jerry West, West Virginia	1959-60
4.	495	Chris Smith, Virginia Tech	1959-60
5.	488	Gerald Glur, Furman	1961-62
6.	484	Joe Holup, George Washington	1953-54
7.	471	Jeff Cohen, William & Mary	1959-60
8.	470	Bill Matthews, Virginia Tech	1954-55
9.	447	Gene Guarilia, George Washington	1956-57
10.	443	Lloyd Sharrar, West Virginia	1956-57

## Career

1.	2,030	Joe Holup, George Washington	1953-56
2.	1,679	Jeff Cohen, William & Mary	1958-61
3.	1,508	Chris Smith, Virginia Tech	1958-61
4.	1,379	Bill Matthews, Virginia Tech	1953-56
5.	1,255	Ken Daniel, Richmond	1953-56
6.	1,242	Jonathan Moore, Furman	1977-80
7.	1,240	Jerry West, West Virginia	1958-60
8.	1,190	Walt Lysaght, Richmond	1953-56
9.	1,183	Gerald Glur, Furman	1961-63
10.	1,178	Lloyd Sharrar, West Virginia	1956-58

# INDIVIDUAL RECORDS

INTRODUCTION

## Assists

### Game

1.	19	Keith Jennings, E. Tennessee St. vs. Appalachian St.	Feb. 2, 1991
	19	Jason Richards, Davidson vs. Mount St. Mary	Dec. 15, 2006
3.	18	Greg White, Marshall vs. CCNY	Dec. 8, 1979
4.	17	Mike Sorrentino, Davidson vs. Appalachian State	Dec. 17, 1971
	17	Chris Dodds, Davidson vs. Wofford	NOv. 27, 1976
	17	Gary Robb, Chattanooga vs. Southern	Dec. 29, 1992
	17	Sean Peterson, Georgia Southern vs. W. Carolina,	Jan. 21, 2002
8.	16	Tim Brooks, Chattanooga vs. Western Carolina	Feb. 1, 1992
	16	Jason Richards, Davidson vs. Colby	Nov. 21, 2006
	16	Sean Peterson, Georgia Southern vs. E. Tennessee St.	Feb. 2, 2001

### Season

1.	301	Keith Jennings, East Tennessee State	1990-91
2.	297	Keith Jennings, East Tennessee State	1989-90
3.	293	Jason Richards, Davidson	2007-08
4.	249	Jason Richards, Davidson	2006-07
5.	218	Tyson Patterson, Appalachian State	1999-00
6.	216	Richard Little, VMI	2002-03
7.	213	Casey Rogers, Western Carolina	1999-00
8.	209	Tim Brooks, Chattanooga	1992-93
9.	206	Guilherme Da Luz, Furman	2001-02
10.	205	Tim Brooks, Chattanooga	1991-92

### Career

1.	983	Keith Jennings, East Tennessee State	1988-91
2.	701	Greg White, Marshall	1978-81
3.	668	Guilherme Da Luz, Furman	2000-03
4.	663	Jason Richards, Davidson	2004-08
5.	647	Casey Rogers, Western Carolina	1999-02
6.	646	Ali Ton, Davidson	1995-98
7.	638	Tyson Patterson, Appalachian State	1996-00
8.	584	Courtney Eldridge, UNC Greensboro	1999-02
9.	542	Chris Alpert, Davidson	1992-96
10.	530	Kevin Young, Western Carolina	1979-82

## Blocked Shots

### Game

1.	13	Fessor Leonard, Furman vs. St. Peter's	Jan. 9, 1974
2.	10	Kirill Misyuchenko, The Citadel vs. Wingate	1996-97
3.	10	Neil Ashby, Chattanooga vs. Murray State	Dec. 22, 2002
4.	9	George Singleton, Furman vs. The Citadel	Jan. 7, 1981
	9	George Singeton, Furman vs. Marshall	Feb. 21, 1981
	9	Omar Roland, Marshall vs. Chattanooga	Jan. 13, 1990
	9	Eric Mann, VMI vs. The Citadel	Jan. 15, 2000
8.	8	Omar Roland, Marshall vs. Western Carolina	1989-90
	8	Scott VanSchaardenburg, The Citadel vs. Duke	Jan. 16, 1991
	8	Ricky Nedd, Appalachian State vs. Tennessee Tech	Dec. 6, 1993
	8	Kirill Misyuchenko, The Citadel vs. Ga. Southern	Feb. 12, 2006
	8	Jeremy Clayton, Appalachian St. vs. Chattanooga	Jan. 17, 2008

### Season

1.	106	Kyle Hines, UNC Greensboro	2004-05
2.	101	Omar Roland, Marshall	1989-90
3.	93	George Singleton, Furman	1980-81
4.	93	Jody Lumpkin, College of Charleston	1999-00
	93	Rans Brempong, Western Carolina	2000-01
6.	84	Kyle Hines, UNC Greensboro	2005-06
7.	83	Kirill Misyuchenko, The Citadel	1996-97
8.	82	Mike Benton, College of Charleston	2003-04
9.	79	Jody Lumpkin, College of Charleston	2000-01
10.	74	Mike Benton, College of Charleston	2002-03

### Career

1.	308	Rans Brempong, Western Carolina	2001-05
2.	269	George Singleton, Furman	1981-84
3.	238	Jody Lumpkin, College of Charleston	1998-01
4.	220	Jeremy Clayton, Appalachian State	2004-08
5.	215	Kirill Misyuchenko, The Citadel	1995-98
6.	202	Lewis Preston, VMI	1990-93
7.	193	Ricky Nedd, Appalachian State	1991-94
8.	190	Kyle Hines, UNC Greensboro	2004-08
9.	184	Eric Mann, VMI	1997-01
10.	182	Jonathan Moore, Furman	1977-80

## Steals

### Game

1.	11	Ali Ton, Davidson vs. Tufts	Nov. 29, 1997
2.	10	Shawn Moore, Marshall vs. E. Tenn. State	Jan. 29, 1994
	10	Brandon Born, Chattanooga vs. USC-Aiken	Nov. 26, 1994
	10	Jason Bell, VMI vs. Furman	Feb. 10, 1998
	10	Zakee Wadood, E. Tennessee St. vs. Clemson	Dec. 15, 2003
6.	9	D.J. Thompson, App. St. vs. UNC Greensboro	Feb. 22, 2007
7.	8	Kevin Eastman, Richmond vs. Davidson	Jan. 17, 1976
	8	Randy Nesbitt, The Citadel vs. USC Aiken	1976-77
	8	Jeff Battle, Marshall vs. Furman	Jan. 7, 1984
	8	David Wade, Marshall vs. Marquette	Feb. 1, 1984
	8	Trazel Silvers, E. Tennessee St. vs. Appalachian St.	1992-93
	8	Trazel Silvers, E. Tennessee St. vs. Michigan St.	Dec. 9, 1993
	8	Jason Bell, VMI vs. East Tennessee State	Feb. 23, 1997
	8	Jason Bell, VMI vs. West Virginia Tech	Dec. 2, 1997
	8	Jason Bell, VMI vs. UNC Greensboro	Feb. 15, 1999
	8	Tyson Patterson, Appalachian St. vs. Lees-McRae	Nov. 27, 1999
	8	Jason Conley, VMI vs. Charleston Southern	2001-02
	8	Tim Smith, East Tennessee State vs. Virginia-Wise	Dec. 14, 2003
	8	Kevin Hammack, The Citadel vs. Navy	Dec. 30, 2004

### Season

1.	109	Keith Jennings, East Tennessee State	1990-91
2.	93	Zakee Wadood, East Tennessee State	2002-03
3.	92	Zakee Wadood, East Tennessee State	2003-04
4.	87	Tyson Patterson, Appalachian State	1999-00
5.	85	D.J. Thompson, Appalachian State	2006-07
6.	84	Keith Jennings, East Tennessee State	1989-90
7.	83	Tim Brooks, Chattanooga	1991-92
8.	82	Courtney Eldridge, UNC Greensboro	2000-01
9.	82	Jason Conley, VMI	2001-02
10.	82	Tim Smith, East Tennessee State	2003-04

### Career

1.	334	Keith Jennings, East Tennessee State	1988-91
2.	293	D.J. Thompson, Appalachian State	2003-06
3.	250	Derek Rucker, Davidson	1985-88
4.	247	Tyson Patterson, Appalachian State	1996-00
5.	246	Zakee Wadood, East Tennessee State	2001-04
6.	240	Jason Bell, VMI	1995-98
7.	236	Ricky Hickman, UNC Greensboro	2003-07
	236	Rodney Peel, Appalachian State	1988-92
9.	226	Courtney Eldridge, UNC Greensboro)	1999-01
10.	223	Kevin Hammack, The Citadel	2002-07

SOUTHERN CONFERENCE

TEAM PROFILES

2007-08 REVIEW

RECORDS

HISTORY

POSTSEASON



# TEAM RECORDS

## Scoring

### Game

1.	154	Furman vs. The Citadel.....	Jan. 8, 1955
2.	149	Furman vs. Newberry .....	Feb. 13, 1954
3.	137	Davidson vs. Warren Wilson .....	Dec. 9, 1991
4.	133	Western Carolina vs. Toccoa Falls.....	Nov. 26, 2001
5.	130	Richmond vs. Furman .....	Jan. 3, 1956
6.	128	Furman vs. Newberry .....	Feb. 7, 1955
7.	126	George Washington vs. Furman .....	Feb. 6, 1956
	126	Furman vs. VMI.....	March 2 1972
	126	Furman vs. Virginia Inter mont.....	Dec. 29, 2004
	126	The Citadel vs. Atlanta Christian.....	Dec. 5, 2005
	126	The Citadel vs. Florida Christian .....	Nov. 28, 2005

### Season

1.	3,103	East Tennessee State.....	1990-91
2.	3,032	East Tennessee State.....	1989-90
3.	2,884	West Virginia .....	1958-59
4.	2,820	Chattanooga.....	1992-93
5.	2,803	Davidson .....	2007-08
6.	2,775	West Virginia .....	1959-60
7.	2,765	Davidson .....	2006-07
8.	2,683	Marshall.....	1987-88
9.	2,680	Chattanooga.....	1996-97
10.	2,658	Furman .....	1953-54

## Scoring Average

### Season

	Avg	GP-Pts.		
1.	95.3	27-2,572	Furman.....	1954-55
2.	94.0	33-3,103	East Tennessee State.....	1990-91
3.	92.6	28-2,592	Furman.....	1971-72
4.	91.7	27-2,572	Furman.....	1954-55
5.	91.4	28-2,560	Marshall .....	1995-96
6.	89.5	31-2,775	West Virginia .....	1959-60
7.	89.3	26-2,321	Davidson .....	1963-64
8.	89.2	34-3,032	East Tennessee State.....	1989-90
9.	89.0	28-2,492	Furman.....	1955-56
10.	88.5	26-2,301	Davidson .....	1964-65

## Scoring Defense

### Season

1.	58.6	30-1,759	College of Charleston .....	1999-00
2.	59.2	31-1,835	College of Charleston .....	1998-99
3.	60.0	29-1,740	College of Charleston .....	2000-01
4.	60.3	31-1,869	Chattanooga .....	1981-82
5.	60.5	30-1,815	VMI .....	1984-85
6.	60.8	30-1,824	College of Charleston .....	2001-02
7.	62.1	30-1,863	Chattanooga .....	1982-83
8.	62.2	28-1,741	The Citadel .....	1997-98
9.	62.7	31-1,943	Richmond .....	1953-54
10.	62.8	28-1,760	Appalachian State .....	1979-80

## Field Goals Made

### Game

1.	63	Furman vs. Newberry .....	Feb. 13, 1954
2.	61	Davidson vs. Warren Wilson .....	Dec. 10, 1991
3.	61	Western Carolina vs. Toccoa Falls.....	Nov. 6, 2001
4.	50	Davidson vs. New Hampshire.....	Dec. 28, 1962
	50	The Citadel vs. Coker .....	Nov. 26, 1984
	50	Western Carolina vs. Toccoa Falls.....	Nov. 27, 2006
7.	49	Appalachian State vs. Chattanooga.....	Feb. 13, 1978
8.	46	Davidson vs. Emory.....	Nov. 9, 2007
9.	45	The Citadel vs. Daniel Webster.....	Nov. 9, 2007
	45	Chattanooga vs. Covenant.....	Nov. 9, 2007

### Season

1.	1,132	East Tennessee State .....	1990-91
2.	1,090	East Tennessee State .....	1989-90
3.	1,075	West Virginia .....	1958-59
4.	1,042	Furman .....	1972-73
5.	1,040	West Virginia .....	1959-60
6.	1,032	Davidson .....	2007-08
7.	995	Chattanooga .....	1992-93
8.	992	VMI .....	1975-76
9.	957	Chattanooga .....	1980-81
10.	946	Marshall .....	1986-87

## Field Goal Attempts

### Game

1.	116	Furman vs. The Citadel.....	Jan. 8, 1955
2.	102	The Citadel vs. USC-Aiken.....	Feb. 17, 1982
3.	98	Davidson vs. New Hampshire.....	Dec. 28, 1962
4.	96	Western Carolina vs. Toccoa Falls.....	Nov. 21, 2001
5.	92	Georgia Southern vs. UC-Davis.....	Nov. 12, 2006
6.	87	College of Charleston at UNC Wilmington.....	Nov. 10, 2007
7.	80	UNC Greensboro vs. Appalachian State .....	Jan. 11, 2003

### Season

1.	2,370	Furman.....	1953-54
2.	2,355	West Virginia .....	1958-59
3.	2,248	West Virginia .....	1959-60
4.	2,199	Davidson .....	2007-08
5.	2,176	East Tennessee State.....	1989-90
6.	2,169	West Virginia .....	1956-57
7.	2,060	Chattanooga.....	1992-93
8.	2,056	West Virginia .....	1957-58
9.	2,048	Georgia Southern.....	2004-05
10.	2,034	Chattanooga.....	1996-97

## Field Goal Percentage

### Game

	Pct.	FG-FGA		
1.	77.4	24-31	Richmond vs. The Citadel.....	1975-76
2.	72.3	34-47	Chattanooga vs. Appalachian State .....	March 6, 2003
3.	71.7	33-46	Davidson vs. VMI.....	March 3, 1983
4.	71.4	20-28	Furman vs. James Madison.....	Dec. 1, 1984
5.	71.0	44-62	Appalachian State vs. Tenn. Wesleyan .....	Dec. 30, 1999
6.	69.3	43-62	The Citadel vs. Indiana State .....	Dec. 19, 1988
7.	68.4	26-38	Appalachian State vs. Middle Tenn. St. ....	Nov. 17, 2007
8.	66.7	28-42	Appalachian State vs. Arkansas .....	Dec. 22, 2007
	66.7	36-54	UNC Greensboro vs. Coll. of Charleston.....	Jan. 24, 2008
10.	66.0	33-50	Appalachian State vs. Western Carolina.....	Feb. 4, 1989

### Season

1.	54.4	894-1,644	Davidson .....	1963-64
2.	53.5	864-1,615	The Citadel.....	1978-79
3.	53.2	946-1,777	Marshall .....	1986-87
4.	53.0	669-1,262	East Tennessee State .....	1982-83
5.	52.9	Unknown	Davidson .....	1980-81
6.	52.5	864-1,616	The Citadel.....	1978-79
7.	52.4	736-1,404	Appalachian State.....	1980-81
8.	52.0	940-1,806	VMI.....	1976-77
9.	51.6	939-1821	Appalachian State.....	1990-91
10.	51.2	Unknown	Davidson .....	1965-66

## 3-Point Field Goals Made

### Game

1.	22	Georgia Southern vs. Chattanooga.....	Jan. 17, 2005
2.	21	Furman vs. Virginia Inter mont.....	Dec. 29, 2004
3.	19	Davidson vs. Washington & Lee.....	Nov. 30, 2002
	19	Davidson vs. Colby .....	Nov. 21, 2006
5.	18	The Citadel vs. Atlanta Christian.....	Dec. 30, 2006
	18	Wofford vs. West Virginia Wesleyan.....	Jan. 3, 2007
7.	17	Appalachian State vs. The Citadel.....	Jan. 27, 2006
	17	Furman vs. Davidson .....	Jan. 5, 2005
9.	16	UNC Greensboro vs. NC State.....	Jan. 2, 2007
	16	College of Charleston vs. Chattanooga.....	Feb. 22, 2003

# TEAM RECORDS

INTRODUCTION

SOUTHERN CONFERENCE

TEAM PROFILES

2007-08 REVIEW

RECORDS

HISTORY

POSTSEASON

Season		
1.	328	Davidson .....2007-08
	328	Davidson .....2006-07
3.	308	College of Charleston .....2002-03
4.	285	East Tennessee State.....1989-90
5.	269	Davidson .....2002-03
6.	267	Furman .....2004-05
7.	258	Appalachian State .....2004-05
8.	239	Furman .....2006-07
9.	235	Chattanooga .....1992-93
10.	231	Chattanooga .....2003-04

## 3-Point Field Goal Attempts

Game		
1.	52	Davidson vs. Colby ..... Nov. 21, 2006
2.	46	East Tennessee State vs. Marshall ..... Nov. 21, 2006
3.	46	Davidson vs. Emory..... Nov. 9, 2007
4.	44	The Citadel vs. Chattanooga..... Feb. 16, 2008
5.	42	Appalachian State vs. The Citadel..... Feb. 3, 2005
6.	42	Furman vs. Chattanooga..... Feb. 7, 2008
7.	41	The Citadel vs. Daniel Webster..... Nov. 9, 2007
8.	40	Georgia Southern vs. West Georgia ..... Jan. 2, 1992
	40	The Citadel vs. Chattanooga..... Dec. 1, 2007
10.	39	College of Charleston at Chattanooga ..... Dec. 15, 2007
	39	Appalachian State vs. North Greenville ..... Nov. 13, 2006
	39	The Citadel vs. Western Carolina..... Jan. 12, 2002

Season		
1.	901	Davidson ..... 2007-08
2.	816	Davidson ..... 2006-07
3.	789	College of Charleston..... 2002-03
4.	748	Appalachian State ..... 2004-05
5.	735	College of Charleston..... 2007-08
6.	697	Chattanooga ..... 1993-94
7.	693	Appalachian State ..... 2007-08
8.	688	East Tennessee State..... 1989-90
9.	678	Furman ..... 2004-05
10.	654	The Citadel ..... 2005-06



Georgia Southern, led by Elton Nesbitt's 11-for-16 effort, drained a SoCon-record 22 three-pointers against Chattanooga on Jan. 17, 2005.

## 3-Point Field Goal Percentage

Game (minimum 8 made)		
Pct.	3FG-3FGA	
1.	80.0 12-15	Marshall vs. Wyoming..... Dec. 6, 1991
2.	75.0 9-12	Furman vs. Newberry..... Dec. 14, 1988
3.	72.7 8-11	Furman vs. East Tennessee State ..... Jan. 30, 1988
	72.7 8-11	Western Carolina vs. Augusta ..... Jan. 11, 1989
	72.7 8-11	UNC Greensboro vs. Wofford ..... Feb. 1, 2004
6.	71.4 10-14	Appalachian State vs. E. Tennessee St. .... Jan. 28, 1988
	71.4 10-14	College of Charleston vs. Wofford..... Jan. 25, 1999
8.	70.6 12-17	Furman vs. Charleston Southern ..... Dec. 21, 1989
9.	68.4 13-19	Furman vs. Alaska-Anchorage..... Nov. 26, 2004
10.	67.7 21-31	Furman vs. Virginia Intermont..... Dec. 29, 2004

Season		
Pct.	3FG-3FGA	
1.	46.6 153-328	The Citadel..... 1988-89
2.	45.5 138-303	Davidson ..... 1986-87
3.	42.8 137-320	Furman..... 1986-87
4.	41.7 269-645	Davidson ..... 2002-03
5.	41.4 Unknown	East Tennessee State ..... 1989-90
6.	41.1 179-435	Marshall ..... 1990-91
7.	40.7 201-494	Western Carolina ..... 1991-92
8.	40.6 204-503	Western Carolina ..... 1995-96
9.	39.3 141-359	The Citadel ..... 1986-87

## Free Throws Made

Game		
1.	52	Virginia Tech vs. William & Mary ..... Feb. 16, 1957
2.	48	Davidson vs. The Citadel ..... Jan. 26, 1985
3.	47	Furman vs. Clemson ..... Jan. 29, 1955
4.	45	The Citadel vs. Furman ..... Jan. 26, 1994
5.	42	Furman vs. Presbyterian ..... Jan. 28, 1958
6.	41	Furman vs. New York University ..... Dec. 27, 1954
	41	Western Carolina vs. Wofford ..... Jan. 4, 1997
8.	39	Furman vs. Wofford ..... Feb. 25, 1958
	39	Furman vs. West Virginia ..... Jan. 30, 1961
10.	37	Furman vs. Virginia Tech ..... Jan. 28, 1955
	37	Furman vs. New York Univ. .... Feb. 9, 1956
	37	Furman vs. The Citadel ..... March 3, 1979

Season		
1.	734	West Virginia ..... 1958-59
2.	678	Furman ..... 1953-54
3.	670	William & Mary..... 1957-58
4.	668	Furman ..... 1954-55
5.	658	Furman ..... 1955-56
6.	640	George Washington..... 1955-56
7.	631	Davidson ..... 1971-72
8.	615	George Washington ..... 1954-55
9.	604	George Washington ..... 1953-54
10.	595	Chattanooga ..... 1992-93

## Free Throw Attempts

Game		
1.	71	Furman vs. Clemson ..... Jan. 28, 1955
2.	67	Furman vs. New York University ..... Dec. 27, 1954
3.	62	Western Carolina vs. N.C. A&T ..... Dec. 6, 1977
4.	58	The Citadel vs. Furman..... Feb. 2, 1968
5.	57	Davidson vs. The Citadel ..... Jan. 26, 1985
6.	56	Furman vs. Clemson ..... Jan. 21, 1956
7.	56	Furman vs. Clemson ..... Feb. 23, 1956
8.	54	Furman vs. Presbyterian ..... Feb. 19, 1955
9.	52	Furman vs. New York University ..... Feb. 9, 1956
	52	Furman vs. Davidson ..... Jan. 25, 1973

# TEAM RECORDS

## Season

1.	1,072	West Virginia	1958-59
2.	1,023	Furman	1955-56
3.	1,016	Furman	1954-55
4.	950	Furman	1953-54
5.	922	William & Mary	1957-58
6.	914	George Washington	1955-56
7.	864	The Citadel	1978-79
8.	848	Furman	1956-57
9.	847	George Washington	1953-54
10.	847	Davidson	1971-72

## Free Throw Percentage

### Game (minimum 10 made)

	Pct.	FT-FTA		
1.	100.0	31-31	Marshall vs. Davidson	Dec. 17, 1979
		21-21	Davidson vs. Chattanooga	Jan. 14, 1978
		21-21	The Citadel vs. College of Charleston	Jan. 13, 1988
		19-19	Davidson vs. Furman	Jan. 10, 1963
		19-19	The Citadel vs. VMI	1968
		18-18	Western Carolina vs. Davidson	Jan. 5, 2002
		15-15	Furman vs. Stetson	Jan. 15, 1979
		14-14	UNC Greensboro vs. Chattanooga	Jan. 7, 2003
		11-11	Elon vs. Vanderbilt	Nov. 25, 2006
		10-10	UNC Greensboro vs. Wofford	March 5, 2003

## Season

	Pct.	FT-FTA		
1.	78.3	488-623	Davidson	1973-74
2.	77.9	539-692	Davidson	1984-85
3.	77.8	413-531	Davidson	2002-03
4.	77.3	557-721	Furman	1977-78
5.	77.2	481-623	Western Carolina	1981-82
6.	77.2	Unknown	Davidson	1985-86
7.	76.9	552-718	UNC Greensboro	2000-01
8.	76.2	Unknown	Davidson	1965-66
9.	76.2	Unknown	Davidson	1978-79
10.	76.1	416-547	Davidson	2005-06

## Rebounds

### Game

1.	78	George Washington vs. Georgetown	1968-69
2.	76	Davidson vs. VMI	Jan. 8, 1970
3.	68	Davidson vs. Emory	Nov. 9, 2007
4.	67	The Citadel vs. Clemson	Nov. 25, 2000
5.	65	Georgia Southern vs. UC-Davis	Nov. 12, 2006
6.	59	Chattanooga vs. Daniel Webster	Nov. 9, 2007
7.	55	The Citadel vs. Daniel Webster	Nov. 9, 2007

## Season

1.	1,810	West Virginia	1958-59
2.	1,749	West Virginia	1961-62
3.	1,680	Furman	1973-74
4.	1,605	George Washington	1954-55
5.	1,589	Furman	1972-73
6.	1,581	Davidson	1967-68
7.	1,575	Furman	1974-75
8.	1,554	East Carolina	1971-72
9.	1,545	West Virginia	1957-58
10.	1,509	Davidson	1969-70

## Rebound Average

### Season

	Avg.	GM-Reb		
1.	61.6	24-1,451	George Washington	1955-56
2.	59.7	27-1,605	George Washington	1954-55
3.	58.3	30-1,749	West Virginia	1961-62
4.	57.8	22-1,254	Davidson	1962-63
5.	57.2	23-1,313	William & Mary	1960-61
6.	56.9	27-1,545	West Virginia	1957-58
7.	56.9	21-1,205	Virginia Tech	1958-59
8.	56.8	21-1,176	Davidson	1963-64
9.	56.2	26-1,461	Virginia Tech	1959-60
10.	55.9	27-1,509	Davidson	1969-70

## Assists

### Game

1.	39	Davidson vs. Warren Wilson	Dec. 9, 1991
2.	38	Marshall vs. South Carolina	Dec. 1, 1980
3.	35	Davidson vs. Mt. St. Mary	Dec. 15, 2006
4.	32	Appalachian State vs. Chattanooga	Feb. 13, 1978
	32	Appalachian State vs. Tennessee Wesleyan	Dec. 30, 1999
	32	Davidson vs. Emory	Nov. 9, 2007
7.	31	Western Carolina vs. Atlanta Christian	Nov. 20, 2006
8.	30	The Citadel vs. Atlanta Christian	Dec. 30, 2006
9.	29	UNC Greensboro vs. Bridgewater	Nov. 30, 2004
	29	Georgia Southern vs. UC Davis	Nov. 12, 2006

## Season

1.	635	East Tennessee State	1990-91
2.	615	Davidson	2007-08
3.	567	Davidson	2005-06
4.	559	Davidson	2006-07
5.	549	Chattanooga	1992-93
6.	540	Appalachian State	1990-91
7.	516	Appalachian State	2006-07

## Assist Average

### Season

1.	19.2	East Tennessee State	1990-91
2.	18.3	Davidson	2005-06
3.	18.0	Appalachian State	1990-91
4.	17.1	Davidson	2007-08
5.	16.6	Chattanooga	1992-93
6.	16.4	Davidson	2006-07
7.	15.6	Appalachian State	2006-07
8.	15.4	Georgia Southern	2007-08



Appalachian State, led by forward Jeremy Clayton (with ball), recorded the seventh-best blocks per game average in history in 2007-08 at 4.7 blocked shots per game.

# TEAM RECORDS

INTRODUCTION

SOUTHERN CONFERENCE

TEAM PROFILES

2007-08 REVIEW

RECORDS

HISTORY

POSTSEASON

## Blocked Shots

Game			
1.	15	VMI vs. Appalachian State	Feb. 10, 2003
	15	Chattanooga vs. Bluefield	Dec. 18, 2002
	15	College of Charleston vs. E. Tennessee St.	Jan. 3, 2000
4.	14	Davidson vs. Guilford	Nov. 20, 1999
5.	13	UNC Greensboro vs. William & Mary	Dec. 20, 2004
6.	12	Appalachian State vs. Milligan	Nov. 30, 1996
	12	UNC Greensboro vs. Georgia Southern	Feb. 8, 2004
7.	11	Western Carolina vs. Appalachian State	Jan. 27, 1993
	11	UNC Greensboro vs. VMI	Feb. 5, 2001
	11	Western Carolina vs. Emanuel	Nov. 28, 2001

## Season

1.	196	College of Charleston	1998-99
2.	178	UNC Greensboro	2003-04
3.	175	Chattanooga	2001-02
4.	155	Appalachian State	1990-91
5.	154	Chattanooga	1990-91
6.	148	UNC Greensboro	2005-06
7.	131	UNC Greensboro	2006-07
8.	127	College of Charleston	2006-07
9.	121	Appalachian State	2006-07
10.	119	Davidson	2000-01

## Blocked Shots Average

Season			
1.	6.4	UNC Greensboro	1998-99
2.	6.3	College of Charleston	1998-99
3.	5.8	Chattanooga	2001-02
4.	5.3	Chattanooga	1990-91
5.	5.2	Appalachian State	1990-91
6.	4.8	UNC Greensboro	2005-06
7.	4.7	Appalachian State	2007-08
8.	4.5	UNC Greensboro	2007-08
9.	4.4	UNC Greensboro	2006-07
10.	4.3	Davidson	2000-01

## Steals

Game			
1.	26	East Tennessee State vs. Union	Jan. 12, 2004
2.	26	Chattanooga vs. Appalachian State	March 6, 2003
3.	24	Appalachian State vs. Lees-McRae	Nov. 27, 1999
4.	24	Appalachian State vs. Liberty	Dec. 1, 2001
5.	22	Georgia Southern vs. The Citadel	Jan. 10, 2004
6.	20	Western Carolina vs. Toccoa Falls	Nov. 27, 2006
7.	20	Western Carolina vs. Tennessee Wesleyan	Nov. 19, 2001
8.	17	Georgia Southern vs. Chattanooga	Feb. 9, 2008
9.	16	Davidson vs. UNC Greensboro	Feb. 19, 2008

## Season

1.	384	Marshall	1983-84
2.	327	Georgia Southern	2003-04
3.	325	Appalachian State	1999-00
4.	309	Georgia Southern	2004-05
5.	290	Davidson	2007-08
6.	287	UNC Greensboro	2005-06
7.	285	Appalachian State	2006-07
8.	276	UNC Greensboro	2004-05
9.	271	UNC Greensboro	2000-01
10.	266	Georgia Southern	2005-06

## Steals Average

Season			
1.	12.4	Marshall	1983-84
2.	11.3	Georgia Southern	2003-04
3.	10.1	Appalachian State	1999-00
4.	9.4	Georgia Southern	1997-08
5.	9.3	UNC Greensboro	2005-06
6.	9.3	Georgia Southern	1993-94
	9.3	Georgia Southern	1992-93
8.	9.1	Georgia Southern	2001-02
9.	8.9	Georgia Southern	2005-06
10.	8.8	Georgia Southern	2005-06

## Wins

1.	30	North Carolina	1945-46
	30	North Carolina State	1950-51
3.	29	Davidson	2007-08
	29	Davidson	2006-07
5.	28	College of Charleston	1998-99
6.	27	Chattanooga	1981-82
7.	26	Chattanooga	1982-83
	26	Chattanooga	1992-93
9.	25	Appalachian State	2006-07
	25	College of Charleston	2002-03

## Consecutive Wins

1.	25	Davidson	2007-08
	25	College of Charleston	1998-99

## Consecutive Conference Wins

1.	44	West Virginia	1956-60
2.	34	North Carolina	1923-25
3.	30	Davidson	2007-present
4.	27	Davidson	1968-71
5.	23	Davidson	1963-64
6.	19	College of Charleston	1998-00

## Overtime Wins

Season			
1.	6	Chattanooga, 6-0	1988-89



Jason Richards (Davidson) tied the SoCon single-game assists record with 19 against Mount St. Mary on Dec. 15, 2006.

# COACHING RECORDS

## MOST OVERALL VICTORIES AT A SOCON SCHOOL

- 303 Bob McKillop, Davidson (1992-present)**  
 243 Mack McCarthy, Chattanooga (1985-97)  
 243 Burton Shipley, Maryland (1923-47)  
 230 Bill Reinhart, George Washington (1935-42; 1949-66)  
 226 Eddie Cameron, Duke (1928-42)  
 223 Lyles Alley, Furman (1945-49; 1950-66)  
 213 Les Robinson, The Citadel, East Tennessee State (1974-90)  
 205 Murray Greason, Wake Forest (1935-53)  
 194 Norman Shepard, North Carolina, Davidson (1923-24, 1937-49)  
 187 Everett Case, North Carolina State (1946-53)  
 176 Lefty Driesell, Davidson (1960-69)  
 168 Malcolm J. Pitt, Richmond (1935-52)  
**157 Jeff Price, Georgia Southern (1999-present)**  
 148 Herman J. Stegeman, Georgia (1921-31)  
 147 Lester Hooker Jr., Richmond (1952-63)  
 146 Fred Schaus, West Virginia (1954-60)  
 145 Steve Cottrell, Western Carolina (1977-87)  
 142 Joe Williams, Furman (1970-78)  
 141 Tom Scott, North Carolina, Davidson (1946-52, 1955-60)  
 139 Ron Shumate, Chattanooga (1972-79)  
 139 Tom Apke, Appalachian State (1986-96)  
**138 Bobby Cremins, Appalachian State (1975-81), College of Charleston (2006-present)**  
 135 Gus Tebell, North Carolina State, Virginia (1924-36)  
 135 Murray Arnold, Chattanooga (1979-85)  
 135 Butch Estes, Furman (1985-94)



Davidson coach Bob McKillop (center) became the first Southern Conference coach to surpass the 300-win plateau during the 2007-08 season.

## WINS PER SEASON (MINIMUM TWO SEASONS)


- 26.7 Everett Case, North Carolina State (1946-53; 187 wins in seven seasons)  
 26.0 Ben Carnevale, North Carolina (1944-46; 52 wins in two seasons)  
 24.3 Fred Schaus, West Virginia (1954-60; 146 wins in six seasons)  
 23.8 John Kresse, College of Charleston (1998-02 seasons; 95 wins in four seasons)  
 22.5 Murray Arnold, Chattanooga (1979-85; 135 wins in six seasons)  
 21.5 Rick Huckabay, Marshall (1983-89; 129 wins in six seasons)

## WON-LOST PERCENTAGE (MINIMUM TWO SEASONS)


- 85.7 Adolph Rupp, Kentucky (30-5 won-lost record; 1930-31 and 1931-32 seasons)  
 82.5 Ben Carnevale, North Carolina (52-11 won-lost record; 1944-45 and 1945-46 seasons)  
 81.2 George Shepard, North Carolina (69-16 won-lost record; 1931-32 thru 1934-35 seasons)  
 80.6 Everett Case, North Carolina State (187-45 won-lost record; 1946-47 thru 1952-53 seasons)  
 79.8 Fred Schaus, West Virginia (146-36 won-lost record; 1954-55 thru 1959-60 seasons)  
 79.2 John Kresse, College of Charleston (1998-99 thru 2001-02 seasons)

## MOST SEASONS

- 24 Burton Shipley, Maryland (1923-47)  
 18 Murray Greason, Wake Forest (1935-53)  
 18 Bill Reinhart, George Washington (1935-42 seasons, 1949-66)  
**17 Bob McKillop, Davidson (1992-present)**  
 17 Malcolm U. Pitt, Richmond (1935-52)  
 17 Lyles Alley, Furman (1945-49, 1950-66)



Chattanooga's Mack McCarthy won 243 games and five SoCon Tournament titles from 1985-97.



Everett Case,  
North Carolina State



Mack McCarthy,  
Chattanooga



Lyles Alley,  
Furman



Burton Shipley,  
Maryland



Adolph Rupp,  
Kentucky

# YEARLY STATISTICAL LEADERS

## SCORING OFFENSE

Year	Points	Avg.	
1953-54	Furman	2,658	91.7
1954-55	Furman	2,572	95.3
1955-56	Furman	2,492	89.0
1956-57	West Virginia	2,524	84.1
1957-58	West Virginia	2,433	86.9
1958-59	West Virginia	2,884	84.8
1959-60	West Virginia	2,775	89.5
1960-61	West Virginia	2,325	86.1
1961-62	West Virginia	2,562	85.4
1962-63	West Virginia	2,554	82.4
1963-64	Davidson	2,322	89.3
1964-65	Davidson	2,300	88.5
1965-66	West Virginia	2,423	86.5
1966-67	West Virginia	2,442	87.2
1967-68	Davidson	2,334	80.5
1968-69	Davidson	2,613	87.1
1969-70	Davidson	2,265	83.9
1970-71	Furman	2,182	80.8
1971-72	Furman	2,592	92.6
1972-73	Furman	2,500	86.2
1973-74	Davidson	2,152	79.7
1974-75	East Carolina	2,348	83.9
1975-76	VMI	2,450	76.6
1976-77	Furman	2,347	83.8
1977-78	Furman	2,501	83.7
1978-79	Furman	2,398	82.7
1979-80	Furman	2,427	80.9
1980-81	Marshall	2,281	81.5
1981-82	East Tennessee State	2,256	80.6
1982-83	Marshall	2,212	79.0
1983-84	Marshall	2,601	83.9
1984-85	The Citadel	2,247	77.5
1985-86	Marshall	2,285	76.2
1986-87	Marshall	2,494	80.5
1987-88	Marshall	2,683	83.8
1988-89	East Tennessee State	2,652	85.5
1989-90	East Tennessee State	3,032	89.2
1990-91	East Tennessee State	3,103	94.0
1991-92	East Tennessee State	2,670	86.1
1992-93	Chattanooga	2,820	85.5
1993-94	East Tennessee State	2,512	83.7
1994-95	Marshall	2,279	84.4
1995-96	Marshall	2,560	91.4
1996-97	Marshall	2,314	79.8

1997-98	VMI	2,037	75.4
1998-99	Davidson	2,058	76.2
1999-00	Appalachian State	2,530	79.1
2000-01	Georgia Southern	2,296	76.5
2001-02	East Tennessee State	2,281	81.5
2002-03	Appalachian State	2,434	83.9
2003-04	Chattanooga	2,465	82.2
2004-05	Georgia Southern	2,506	80.8
2005-06	Davidson	2,403	75.5
2006-07	Davidson	2,765	81.3
2007-08	Davidson	2,803	77.9

## SCORING DEFENSE

Year	Points	Avg.	
1953-54	Richmond	1,881	62.7
1954-55	George Washington	1,974	65.8
1955-56	Virginia Tech	1,729	69.2
1956-57	Virginia Tech	1,421	64.6
1957-58	The Citadel	1,713	63.4
1958-59	The Citadel	1,253	63.3
1959-60	The Citadel	1,533	66.6
1960-61	Davidson	1,606	69.8
1961-62	Davidson	1,744	69.6
1962-63	William & Mary	1,551	64.6
1963-64	Furman	1,677	64.5
1964-65	William & Mary	1,678	67.1
1965-66	William & Mary	1,792	71.7
1966-67	William & Mary	1,802	72.4
1967-68	Davidson	1,997	68.9
1968-69	Davidson	2,209	73.6
1969-70	Davidson	1,947	72.1
1970-71	Davidson	1,723	66.3
1971-72	William & Mary	2,034	75.3
1972-73	The Citadel	1,864	71.7
1973-74	The Citadel	1,655	69.0
1974-75	William & Mary	2,189	66.3
1975-76	VMI	2,164	67.6
1976-77	William & Mary	2,012	67.1
1977-78	VMI	2,067	73.8
1978-79	Appalachian State	1,843	63.6
1979-80	Appalachian State	1,760	62.8
1980-81	Appalachian State	1,831	63.1
1981-82	Chattanooga	1,871	60.3
1982-83	Chattanooga	1,864	62.1
1983-84	Davidson	1,811	64.7
1984-85	VMI	1,816	60.5
1985-86	Davidson	1,974	63.7
1986-87	Davidson	2,059	68.6
1987-88	Furman	1,980	70.7
1988-89	Appalachian State	1,945	69.5
1989-90	Marshall	2,061	73.6
1990-91	Furman	2,177	75.1
1991-92	Chattanooga	2,157	71.9
1992-93	The Citadel	1,928	71.4
1993-94	The Citadel	1,873	69.4
1994-95	Furman	1,862	69.0
1995-96	Chattanooga	1,817	67.3
1996-97	Chattanooga	2,281	65.2
1997-98	The Citadel	1,741	62.2
1998-99	College of Charleston	1,834	59.2
1999-00	College of Charleston	1,759	58.6
2000-01	College of Charleston	1,739	60.0
2001-02	College of Charleston	1,824	60.8
2002-03	Furman	2,053	66.2
2003-04	Furman	1,940	66.9
2004-05	Chattanooga	2,034	65.6
2005-06	Wofford	1,909	65.8
2006-07	College of Charleston	2,166	65.5
2007-08	Davidson	2,274	63.2

## FIELD GOAL PERCENTAGE

Year	FGM-FGA	Pct.	
1953-54	George Washington	744-1,632	45.6
1954-55	George Washington	867-1,822	47.6
1955-56	George Washington	725-1,451	50.0
1956-57	West Virginia	902-2,169	41.6
1957-58	West Virginia	915-2,056	44.5
1958-59	West Virginia	1,075-2,355	45.5
1959-60	West Virginia	1,040-2,248	46.3
1960-61	The Citadel	785-1,759	44.6
1961-62	Virginia Tech	793-1,757	45.1
1962-63	Davidson	792-1,632	48.5
1963-64	Davidson	894-1,644	54.4
1964-65	Davidson	908-1,784	50.9
1965-66	Davidson	877-1,713	51.2
1966-67	William & Mary	653-1,394	46.8
1967-68	Davidson	700-1,413	49.5
1968-69	East Carolina	732-1,520	48.2
1969-70	East Carolina	772-1,643	46.7
1970-71	Davidson	624-1,354	46.1
1971-72	Davidson	727-1,542	47.1
1972-73	Davidson	798-1,636	48.8
1973-74	Davidson	832-1,646	50.5
1974-75	Furman	827-1,655	49.9
1975-76	VMI	992-1,958	50.7
1976-77	VMI	940-1,806	52.0
1977-78	Davidson	896-1,775	50.5
1978-79	The Citadel	864-1,616	53.5
1979-80	Davidson	720-1,433	50.2
1980-81	Davidson	809-1,530	52.9
1981-82	Chattanooga	891-1,760	51.0
1982-83	East Tennessee State	885-1,669	53.0
1983-84	Western Carolina	797-1,565	50.9
1984-85	Davidson	739-1,453	50.9
1985-86	Appalachian State	744-1,493	49.8
1986-87	Marshall	946-1,777	53.2
1987-88	Appalachian State	744-1,493	49.8
1988-89	The Citadel	826-1,616	51.1
1989-90	East Tennessee State	1,090-2,176	50.1
1990-91	Appalachian State	939-1,821	51.6
1991-92	Furman	760-1,581	48.1
1992-93	Chattanooga	995-2,059	48.3
1993-94	Davidson	798-1,653	48.3
1994-95	East Tennessee State	810-1,771	45.7
1995-96	Marshall	927-1,874	49.5
1996-97	Appalachian State	718-1,485	48.4
1997-98	Appalachian State	741-1,646	45.0
1998-99	College of Charleston	830-1,702	48.8
1999-00	Appalachian State	915-1,882	48.6
2000-01	College of Charleston	678-1,495	45.4
2001-02	East Tennessee State	822-1,790	45.9
2002-03	Chattanooga	846-1,750	48.3
2003-04	Chattanooga	861-1,751	49.2
2004-05	Furman	754-1,609	46.9
2005-06	Furman	716-1,544	46.4
2006-07	Appalachian State	914-1,909	47.9
2007-08	Appalachian State	780-1,644	47.4

## 3-POINT GOAL PERCENTAGE

Year	FGM-FGA	Pct.	
1980-81	Davidson	12-26	46.2
1981-82	Western Carolina	10-20	50.0
1982-83	East Tennessee State	45-97	46.4
1983-84	Western Carolina	68-159	42.8
1984-85	n/a		
1985-86	n/a		
1986-87	Davidson	138-303	45.5
1987-88	Furman	140-351	39.8
1988-89	The Citadel	153-328	46.6
1989-90	East Tennessee State	285-688	41.4
1990-91	Marshall	179-435	41.1



Donald Sims helped Appalachian State attain the league's best three-point percentage (38.5) in 2007-08.



INTRODUCTION  
SOUTHERN CONFERENCE  
TEAM PROFILES  
2007-08 REVIEW  
RECORDS  
HISTORY  
POSTSEASON

# YEARLY STATISTICAL LEADERS

INTRODUCTION

SOUTHERN CONFERENCE

TEAM PROFILES

2007-08 REVIEW

RECORDS

HISTORY

POSTSEASON



*Paced by leading rebounder Khalil Hartwell, Chattanooga topped the SoCon in rebounding margin in 2007-08 (+5.7).*

1991-92	Western Carolina	201-494	40.7
1992-93	Chattanooga	235-618	38.0
1993-94	Chattanooga	227-597	38.0
1994-95	East Tennessee State	210-550	38.2
1995-96	Western Carolina	204-503	40.6
1996-97	Appalachian State	178-455	39.1
1997-98	Chattanooga	200-551	36.3
1998-99	East Tennessee State	142-374	38.0
1999-00	Appalachian State	200-515	38.8
2000-01	UNC Greensboro	184-480	38.3
2001-02	College of Charleston	169-456	37.1
2002-03	Davidson	269-645	41.7
2003-04	Chattanooga	231-615	37.6
2004-05	Furman	267-678	39.4
2005-06	Georgia Southern	206-529	38.9
2006-07	Furman	239-639	37.4
2007-08	Appalachian State	232-603	38.5

## FREE THROW PERCENTAGE

Year		FTM-FTA	Pct.
1953-54	George Washington	604-847	71.3
1954-55	George Washington	615-819	75.1
1955-56	George Washington	640-914	70.0
1956-57	Virginia Tech	546-763	71.6
1957-58	William & Mary	670-922	72.7
1958-59	George Washington	402-534	75.3
1959-60	VMI	337-456	73.9
1960-61	Furman	452-634	71.3
1961-62	Furman	479-650	73.7
1962-63	Davidson	477-641	74.4
1963-64	Davidson	534-722	74.0

1964-65	Richmond	558-745	74.9
1965-66	Davidson	563-739	76.2
1966-67	Davidson	537-709	75.7
1967-68	VMI	413-544	75.9
1968-69	George Washington	418-552	75.7
1969-70	George Washington	498-642	76.0
1970-71	The Citadel	392-536	73.1
1971-72	Davidson	631-847	74.0
1972-73	William & Mary	446-589	75.7
1973-74	Davidson	498-623	78.3
1974-75	Richmond	444-616	72.0
1975-76	Davidson	320-452	70.8
1976-77	VMI	541-753	71.8
1977-78	Furman	557-721	77.3
1978-79	Davidson	463-608	76.2
1979-80	VMI	461-608	75.8
1980-81	Davidson	477-626	76.2
1981-82	Western Carolina	481-623	77.2
1982-83	Furman	361-517	69.8
1983-84	Chattanooga	574-767	74.8
1984-85	Davidson	539-692	77.9
1985-86	Davidson	520-674	77.2
1986-87	VMI	360-483	74.5
1987-88	Davidson	486-679	71.6
1988-89	East Tennessee State	571-768	74.3
1989-90	East Tennessee State	567-757	74.9
1990-91	East Tennessee State	538-752	71.5
1991-92	Furman	515-723	71.2
1992-93	Chattanooga	595-792	75.1
1993-94	Davidson	529-704	75.1
1994-95	Marshall	482-650	74.2

1995-96	VMI	469-623	75.3
1996-97	Western Carolina	491-671	73.2
1997-98	Western Carolina	352-492	71.5
1998-99	College of Charleston	458-649	70.6
1999-00	UNC Greensboro	456-618	73.8
2000-01	UNC Greensboro	552-718	76.9
2001-02	UNC Greensboro	524-702	74.6
2002-03	Davidson	413-531	77.8
2003-04	Chattanooga	510-694	73.5
2004-05	Davidson	468-634	73.8
2005-06	Davidson	416-547	76.1
2006-07	Davidson	499-663	75.3
2007-08	Davidson	411-573	71.7

## REBOUNDING

Year		No.	Avg.	
1954-55	George Washington	1,605	59.7	
1955-56	George Washington	1,451	61.6	
1956-57	West Virginia	1,506	55.4	
1957-58	West Virginia	1,545	56.9	
1958-59	Virginia Tech	1,205	56.9	
1959-60	Virginia Tech	1,461	56.2	
1960-61	William & Mary	1,313	57.2	
1961-62	West Virginia	1,749	55.7	
1962-63	Davidson	1,254	57.8	
1963-64	Davidson	1,176	56.8	
1964-65	Davidson	1,229	55.2	
1965-66	Davidson	1,210	53.6	
1966-67	William & Mary	1,363	54.5	
1967-68	Davidson	1,581	54.5	
1968-69	West Virginia	1,496	55.5	
1969-70	Davidson	1,509	55.9	
1970-71	East Carolina	1,315	54.8	
1971-72	East Carolina	1,554	53.6	
1972-73	Furman	1,589	54.8	
1973-74	Furman	1,680	54.2	
1974-75	Furman	1,575	54.3	
1975-76	VMI	1,265	39.5	
1976-77	William & Mary	1,199	39.9	
1977-78	Furman	1,198	39.9	
1978-79	Furman	1,198	41.3	
1979-80	East Tennessee State	1,104	39.4	
1980-81	East Tennessee State	1,061	39.3	
1981-82	East Tennessee State	1,118	39.9	
1982-83	Marshall	1,150	41.1	
1983-84	Chattanooga	1,120	36.1	
		<b>For</b>	<b>Opp. Margin</b>	
1984-85	Chattanooga	35.3	30.3	+5.0
1985-86	Chattanooga	37.5	33.8	+3.7
1986-87	Western Carolina	38.8	33.0	+5.8
1987-88	Marshall	39.1	34.3	+4.8
1988-89	The Citadel	34.1	30.7	+3.4
1989-90	Marshall	39.5	36.7	+2.8
1990-91	Appalachian State	39.0	34.7	+4.3
1991-92	Chattanooga	43.1	36.4	+6.7
1992-93	Davidson	38.7	34.3	+4.4
1993-94	Davidson	36.1	31.2	+4.9
1994-95	Davidson	36.7	33.6	+3.1
1995-96	Chattanooga	37.5	34.2	+3.3
1996-97	Chattanooga	38.6	31.3	+7.3
1997-98	Furman	36.7	33.3	+3.4
1998-99	Coll. of Charleston	37.6	30.5	+7.2
1999-00	East Tennessee State	36.9	32.9	+4.0
2000-01	Appalachian State	37.8	32.7	+5.1
2001-02	Georgia Southern	41.7	36.0	+5.8
2002-03	Davidson	41.1	34.3	+6.8
2003-04	Davidson	38.4	33.3	+5.1
2004-05	Chattanooga	41.4	30.6	+10.8
2005-06	Coll. of Charleston	41.9	32.8	+9.0
2006-07	Davidson	40.5	34.0	+6.5
2007-08	Chattanooga	39.7	34.0	+5.7

# YEARLY STATISTICAL LEADERS

## SCORING

Year		Pts.	Avg.
1953-54	Frank Selvy, Furman	1,209	41.7
1954-55	Darrell Floyd, Furman	897	35.9
1955-56	Darrell Floyd, Furman	946	33.8
1956-57	Rod Hundley, West Virginia	671	23.1
1957-58	Bob Ayersman, Virginia Tech	393	20.7
1958-59	Jerry West, West Virginia	903	26.6
1959-60	Jerry West, West Virginia	908	29.3
1960-61	Jeff Cohen, William & Mary	575	24.0
1961-62	Jerry Smith, Furman	728	26.9
1962-63	Fred Hetzel, Davidson	634	23.5
1963-64	Fred Hetzel, Davidson	709	27.3
1964-65	Fred Hetzel, Davidson	689	26.5
1965-66	Dick Snyder, Davidson	753	26.9
1966-67	Johnny Moates, Richmond	574	25.0
1967-68	Bob Sherwood, William & Mary	518	22.5
1968-69	Bob Tallent, George Washington	686	29.8
1969-70	Mike Tallent, George Washington	489	21.3
1970-71	Tom Jasper, William & Mary	472	18.9
1971-72	Russ Hunt, Furman	582	23.3
1972-73	Aron Stewart, Richmond	545	30.3
1973-74	Aron Stewart, Richmond	663	26.5
1974-75	Bob McCurdy, Richmond	855	32.9
1975-76	Ray Miller, Furman	584	21.6
1976-77	Bruce Grimm, Furman	503	24.0
1977-78	Ron Carter, VMI	736	26.3
1978-79	John Gerdy, Davidson	721	26.7
1979-80	Greg Dennis, Western Carolina	574	21.3
1980-81	Mel Daniel, Furman	528	22.0
1981-82	Ronnie Carr, Western Carolina	494	19.0
1982-83	Willie White, Chattanooga	553	18.4
1983-84	Regan Truesdale, The Citadel	617	22.0
1984-85	Regan Truesdale, The Citadel	624	21.5
1985-86	Gay Elmore, VMI	637	22.8
1986-87	Gay Elmore, VMI	713	25.5
1987-88	Skip Henderson, Marshall	804	25.1
1988-89	John Taft, Marshall	375	26.0
1989-90	John Taft, Marshall	584	23.4
1990-91	John Taft, Marshall	764	27.3
1991-92	Terry Boyd, Western Carolina	525	22.8
1992-93	Billy Ross, Appalachian State	683	24.4
1993-94	Frankie King, Western Carolina	752	26.9
1994-95	Frankie King, Western Carolina	743	26.5
1995-96	Anquell McCollum, Western Carolina	751	25.0
1996-97	John Brannen, Marshall	605	20.9
1997-98	Greg Stephens, East Tennessee State	447	17.2
1998-99	Jason Bell, VMI	492	18.9
1999-00	Jarvis Hayes, Western Carolina	479	17.1
2000-01	Ian Chadwick, Wofford	509	20.4
2001-02	Jason Conley, VMI	820	29.3
2002-03	Kevin Martin, Western Carolina	546	22.8
2003-04	Kevin Martin, Western Carolina	673	24.9
2004-05	Tim Smith, East Tennessee State	645	22.2
2005-06	Elton Nesbitt, Georgia Southern	651	21.7
2006-07	Stephen Curry, Davidson	730	21.5
2007-08	Stephen Curry, Davidson	931	25.9

## FIELD GOAL PERCENTAGE

Year		FGM-FGA	Pct.
1953-54	Joe Holup, George Washington	179-313	57.2
1954-55	Joe Holup, George Washington	233-373	59.8
1955-56	Joe Holup, George Washington	200-309	64.7
1956-57	Bob Hoitsman, William & Mary	117-216	54.2
1957-58	Howard McDonald, Geo. Washington	165-314	52.5
1958-59	Dag Wilson, Furman	157-289	54.3
1959-60	Chuck Sanders, William & Mary	98-191	51.2
1960-61	Bobby Pinson, Furman	106-204	51.9
1961-62	Keith Stowers, The Citadel	135-214	63.1
1962-63	Fred Hetzel, Davidson	273-471	58.0
1963-64	Terry Holland, Davidson	135-214	63.1
1964-65	Fred Hetzel, Davidson	273-471	58.0
1965-66	Bob Nugent, George Washington	65-106	61.3
1966-67	Dave Daugherty, William & Mary	109-198	55.1
1967-68	Mike Maloy, Davidson	133-238	55.9
1968-69	Al Kroboth, The Citadel	125-206	60.7
1969-70	Joe Brunson, Furman	127-226	56.2



Wofford's Noah Dahlman made a league-best 60.9 percent of his field goal attempts in 2007-08.

1970-71	Steve Kirley, Davidson	123-214	57.5
1971-72	John Pecorak, Davidson	89-156	57.1
1972-73	Larry Horowitz, Davidson	107-197	54.3
1973-74	Bob McCurdy, Richmond	216-369	58.5
1974-75	Larry Hunt, East Carolina	130-222	58.6
1975-76	Dave Montgomery, VMI	126-224	56.3
1976-77	Dave Montgomery, VMI	161-247	65.2
1977-78	Rich DiBenedetto, Davidson	120-200	60.0
1978-79	Rick Swing, The Citadel	176-317	55.5
1979-80	Rich DiBenedetto, Davidson	181-292	62.0
1980-81	Charles Payton, Appalachian State	178-281	63.3
1981-82	George Singleton, Furman	120-205	58.5
1982-83	Troy Lee Mikell, East Tennessee State	197-292	67.5
1983-84	George Singleton, Furman	164-276	59.4
1984-85	Skip Henderson, Marshall	241-436	55.3
1985-86	Calvin Cannady, East Tennessee State	143-237	60.3
1986-87	Jeff Himes, Davidson	196-319	61.4
1987-88	Tom Curry, Marshall	186-309	60.2
1988-89	Sam Gibson, Appalachian State	182-300	60.7
1989-90	Broderick Parker, Appalachian State	150-250	60.0
1990-91	Rodney English, East Tennessee State	189-292	64.7
1991-92	Bruce Evans, Furman	169-301	56.1
1992-93	Detlef Musch, Davidson	163-294	55.4
1993-94	Brandon Born, Chattanooga	166-289	57.4
1994-95	George Spain, Davidson	141-210	67.1
1995-96	Kareem Livingston, Appalachian State	161-285	56.5
1996-97	Matt Newman, The Citadel	138-270	51.1
1997-98	Kareem Livingston, Appalachian State	145-231	62.8
1998-99	Jody Lumpkin, College of Charleston	131-216	60.6
1999-00	Jonas Hayes, Western Carolina	84-134	62.7
2000-01	Dusty Pulian, Chattanooga	101-140	72.1
2001-02	Kelvin Wylie, Western Carolina	117-203	57.6
2002-03	Johnathan Mitchell, Appalachian State	88-140	62.9
2003-04	Frank Bennett, Georgia Southern	163-276	59.1
2004-05	Kyle Hines, UNC Greensboro	175-282	62.1
2005-06	Charles Anderson, Chattanooga	131-210	62.4
2006-07	Donte Minter, Appalachian State	122-190	64.2
2007-08	Noah Dahlman, Wofford	92-151	60.9

## 3-POINT FIELD GOAL PERCENTAGE

Year		FGM-FGA	Pct.
1980-81	Todd Haynes, Davidson	5-13	61.5
1981-82	Ronnie Carr, Western Carolina	8-11	72.7
1982-83	Marc Quesenberry, East Tennessee State	33-66	50.0

INTRODUCTION

SOUTHERN CONFERENCE

TEAM PROFILES

2007-08 REVIEW

RECORDS

HISTORY

POSTSEASON

# YEARLY STATISTICAL LEADERS

INTRODUCTION  
SOUTHERN CONFERENCE  
TEAM PROFILES  
2007-08 REVIEW  
RECORDS  
HISTORY  
POSTSEASON

1983-84	Quentin Moore, Western Carolina	45-83	54.2
1984-85	N/A		
1985-86	N/A		
1986-87	Derek Rucker, Davidson	73-147	49.7
1987-88	Shawn Reid, Furman	66-143	46.1
1988-89	Keith Gray, Western Carolina	44-85	51.8
1989-90	Keith Jennings, East Tennessee State	63-127	49.6
1990-91	Keith Jennings, East Tennessee State	84-142	59.2
1991-92	Billy Ross, Appalachian State	57-128	44.5
1992-93	Jason Zimmerman, Davidson	62-149	41.6
1993-94	Brandon Born, Chattanooga	67-135	49.6
1994-95	Malik Hightower, Marshall	46-96	47.9
1995-96	Joe Stafford, Western Carolina	58-110	52.7
1996-97	Willie Young, Chattanooga	62-145	42.8
1997-98	Wes Moore, Chattanooga	58-137	42.3
1998-99	Alan Puckett, The Citadel	55-113	48.7
1999-00	Alan Puckett, The Citadel	71-166	42.8
2000-01	Jay Joseph, UNC Greensboro	59-139	42.4
2001-02	Peter Anderer, Davidson	84-185	45.4
2002-03	Brendan Winters, Davidson	47-93	50.5
2003-04	Bryan Richardson, Chattanooga	52-115	45.2
2004-05	Ben Earle, Furman	51-117	43.6
2005-06	Donte Gennie, Georgia Southern	47-104	45.2
2006-07	Kendall Toney, UNC Greensboro	50-115	43.5
2007-08	Ryann Abraham, Appalachian State	45-97	46.4

FREE THROW PERCENTAGE			
Year		FTM-FTA	Pct.
1953-54	Walter Devlin, George Washington	115-141	81.6
1954-55	Ed Harrison, Richmond	148-180	82.2
1955-56	Joe Petcavich, George Washington	138-166	83.1
1956-57	Warren Mitchell, Richmond	153-185	82.7
1957-58	Semi Mintz, Davidson	105-119	88.2
1958-59	Gene Guarilia, George Washington	99-119	83.2
1959-60	Tom Farrington, William & Mary	75-87	86.2
1960-61	Tom Conrad, Furman	98-118	83.1
1961-62	Bucky Keller, Virginia Tech	169-206	82.0
1962-63	Jerry Smith, Furman	204-238	58.7
1963-64	Jack Long, Virginia Tech	87-103	84.5
1964-65	Mark Lane, George Washington	94-106	88.7
1965-66	Bobby Lane, Davidson	82-92	89.1
1966-67	Dave Daugherty, William & Mary	77-88	87.5
1967-68	Bob Dennis, George Washington	71-81	87.7
1968-69	Bob Tallent, George Washington	146-164	89.0
1969-70	Steve McCammon, Furman	58-72	80.6
1970-71	Stan Ryfinski, Richmond	53-64	82.8
1971-72	George Spack, William & Mary	84-100	84.0
1972-73	Chuck Cordell, The Citadel	67-75	90.5
1973-74	Mike Arizin, William & Mary	119-143	83.2
1974-75	Bob McCurdy, Richmond	213-276	77.2
1975-76	John Lowenhaupt, William & Mary	87-110	79.1
1976-77	Bruce Grimm, Furman	135-159	84.9
1977-78	Bunny Gibson, Marshall	84-89	94.4
1978-79	Greg White, Marshall	85-95	89.5
1979-80	Randy Nesbit, The Citadel	74-80	92.5
1980-81	Greg Dennis, Western Carolina	124-146	84.9
1981-82	Greg Dennis, Western Carolina	165-189	87.3
1982-83	Andy Black, Appalachian State	63-78	80.8
1983-84	Willie White, Chattanooga	124-143	86.7
1984-85	Jimmy Tharpe, The Citadel	87-101	86.1
1985-86	Clifford Waddy, Western Carolina	70-78	89.7
1986-87	Robert Hill, Western Carolina	76-89	85.4
1987-88	Kemp Phillips, Appalachian State	118-142	83.1
1988-89	Ronnie Christian, Appalachian State	76-86	88.4
1989-90	Keith Jennings, East Tennessee State	107-122	87.7
1990-91	Keith Jennings, East Tennessee State	136-152	89.5
1991-92	Tim Brooks, Chattanooga	123-141	87.2
1992-93	Janko Narat, Davidson	85-98	86.7
1993-94	Chad Copeland, Chattanooga	206-230	89.6
1994-95	Brandon Born, Chattanooga	135-155	87.1
1995-96	Bobby Prince, VMI	93-111	83.8
1996-97	Larry Mayo, Western Carolina	75-89	84.3
1997-98	Jamie Jenkins, The Citadel	70-86	81.4
1998-99	Jermel President, Col. of Charleston	94-105	89.5
1999-00	Nathan Jameson, UNC Greensboro	72-82	87.8
2000-01	Nathan Jameson, UNC Greensboro	77-86	89.5
2001-02	Ryan Lawson, East Tennessee State	68-73	93.2

2002-03	Tim Parker, Chattanooga	78-85	91.8
2003-04	Terry Williams, Georgia Southern	81-90	90.0
2004-05	Tony Mitchell	76-90	84.4
2005-06	Eric Webb, Furman	74-86	86.0
2006-07	Stephen Curry, Davidson	124-145	85.5
2007-08	Stephen Curry, Davidson	135-151	89.4

REBOUNDING			
Year		No.	Avg.
1953-54	Joe Holup, George Washington	484	18.6
1954-55	Joe Holup, George Washington	546	18.2
1955-56	Joe Holup, George Washington	604	23.3
1956-57	Gene Guarilia, George Washington	447	18.6
1957-58	Roy Lange, William & Mary	371	12.8
1958-59	Chris Smith, Virginia Tech	429	20.4
1959-60	Jeff Cohen, William & Mary	471	18.1
1960-61	Jeff Cohen, William & Mary	424	17.7
1961-62	Gerald Glur, Furman	488	18.1
1962-63	Kirk Gooding, William & Mary	302	15.1
1963-64	Joe Adamitis, George Washington	417	16.0
1964-65	Fred Hetzel, Davidson	384	14.8
1965-66	Ben Pomeroy, William & Mary	300	12.5
1966-67	Steve Powers, VMI	318	15.1
1967-68	Steve Powers, VMI	275	13.8
1968-69	Joe Brunson, Furman	322	15.3
1969-70	Joe Brunson, Furman	383	16.0
1970-71	Al Faber, East Carolina	288	12.0
1971-72	Al Faber, East Carolina	248	10.3
1972-73	Aron Stewart, Richmond	209	11.6
1973-74	Clyde Mayes, Furman	402	13.0
1974-75	Clyde Mayes, Furman	325	13.5
1975-76	Jim Strickland, Furman	301	11.1



UNCG's Kyle Hines (right) led the SoCon in blocked shots all four seasons. Hines was also the league's rebounding champion during his final three years.



# YEARLY STATISTICAL LEADERS

1976-77	Jonathan Moore, Furman	314	11.2
1977-78	Tony Searcy, Appalachian State	359	12.8
1978-79	Mel Hubbard, Appalachian State	291	10.0
1979-80	Kenny Trimier, Western Carolina	276	10.2
1980-81	Charles Payton, Appalachian State	309	10.7
1981-82	Andre Motley, East Tennessee State	234	8.7
1982-83	Winfred King, East Tennessee State	257	10.2
1983-84	Dale Roberts, Appalachian State	249	8.6
1984-85	Clifford Morgan, Chattanooga	285	8.9
1985-86	Rodney Holden, Marshall	260	8.7
1986-87	Rodney Holden, Marshall	238	8.8
1987-88	Lance Fulse, Chattanooga	300	9.1
1988-89	Vincent Robinson, Chattanooga	247	9.2
1989-90	Eric Dailey, Western Carolina	270	9.6
1990-91	Keith Nelson, Chattanooga	264	9.1
1991-92	Keith Nelson, Chattanooga	259	9.3
1992-93	Chad McClendon, Appalachian State	235	8.4
1993-94	Brian Edwards, Furman	290	10.4
1994-95	Chad McClendon, Appalachian State	293	10.1
1995-96	Brent Conley, VMI	236	8.4
1996-97	Chuck Vincent, Furman	263	9.7
1997-98	Reggie Todd, East Tennessee State	206	8.6
1998-99	Daniel Quigley, Furman	250	8.9
1999-00	Demetrius Cherry, UNC Greensboro	262	9.4
2000-01	Eric Mann, VMI	294	10.5
2001-02	Zakee Wadood, East Tennessee State	258	9.2
2002-03	Conor Grace, Davidson	233	8.6
2003-04	Zakee Wadood, East Tennessee State	263	8.0
2004-05	Dillion Sneed, East Tennessee State	275	9.5
2005-06	Kyle Hines, UNC Greensboro	247	8.2
2006-07	Kyle Hines, UNC Greensboro	260	9.0
2007-08	Kyle Hines, UNC Greensboro	281	9.1

## ASSISTS

Year		No.	Avg.
1978-79	Greg White, Marshall	168	6.2
1979-80	Kevin Young, Western Carolina	159	5.9
1980-81	Greg White, Marshall	171	6.1
1981-82	Sam Henry, Marshall	190	7.0
1982-83	Sam Henry, Marshall	157	5.8
1983-84	Quentin Moore, Western Carolina	146	5.2
1984-85	Mike Huffman, VMI	164	5.5
1985-86	Jimmy Tharpe, The Citadel	179	6.4
1986-87	Spotlight Walker, Western Carolina	177	6.1
1987-88	Keith Jennings, East Tennessee State	183	6.3
1988-89	Keith Jennings, East Tennessee State	202	6.5
1989-90	Keith Jennings, East Tennessee State	297	8.7
1990-91	Keith Jennings, East Tennessee State	301	9.1
1991-92	Tim Brooks, Chattanooga	205	6.8
1992-93	Tim Brooks, Chattanooga	209	6.3
1993-94	Gary Robb, Chattanooga	158	5.3
1994-95	Bobby Prince, VMI	173	6.4
1995-96	Jason Williams, Marshall	178	6.4
1996-97	Ali Ton, Davidson	190	6.8
1997-98	Ali Ton, Davidson	193	6.4
1998-99	Ali Ton, Davidson	190	7.6
1999-00	Casey Rogers, Western Carolina	213	7.6
2000-01	Sean Peterson, Georgia Southern	187	6.2
2001-02	Guilherme Da Luz, Furman	206	6.7
2002-03	Richard Little, VMI	216	7.2
2003-04	Terry Williams, Georgia Southern	158	5.5
2004-05	Kenny Grant, Davidson	178	5.6
2005-06	Kenny Grant, Davidson	208	6.7
2006-07	Jason Richards, Davidson	249	7.3
2007-08	Jason Richards, Davidson	293	8.1

## BLOCKED SHOTS

Year		No.	Avg.
1985-86	Calvin Cannady, East Tennessee State	38	1.4
1986-87	Tom Curry, Marshall	29	0.9
1987-88	Tom Curry, Marshall	51	1.8
1988-89	Omar Roland, Marshall	47	1.8
1989-90	Omar Roland, Marshall	101	3.6
1990-91	Lewis Preston, VMI	64	2.3
1991-92	Lewis Preston, VM	65	2.4
1992-93	Ricky Nedd, Appalachian State	67	2.4
1993-94	Ricky Nedd, Appalachian State	53	2.0

1994-95	Roger Smith, Chattanooga	55	2.1
1995-96	Kirill Misyuchenko, The Citadel	65	2.6
1996-97	Kirill Misyuchenko, The Citadel	83	3.1
1997-98	Kirill Misyuchenko, The Citadel	67	2.6
1998-99	Otis Donald, Chattanooga	66	2.4
1999-00	Jody Lumpkin, College of Charleston	93	3.1
2000-01	Rans Brempong, Western Carolina	93	3.0
2001-02	Neil Ashby, Chattanooga	89	3.1
2002-03	Rans Brempong, Western Carolina	65	2.5
2003-04	Mike Benton, College of Charleston	82	2.8
2004-05	Kyle Hines, UNC Greensboro	106	3.5
2005-06	Kyle Hines, UNC Greensboro	84	2.8
2006-07	Kyle Hines, UNC Greensboro	64	2.2
2007-08	Kyle Hines, UNC Greensboro	95	3.1

## STEALS

Year		No.	Avg.
1985-86	Derek Rucker, Davidson	67	2.2
1986-87	Ace Tanner, Davidson	60	2.0
1987-88	Keith Jennings, East Tennessee State	75	2.6
1988-89	Keith Jennings, East Tennessee State	66	2.1
1989-90	Rodney Peel, Appalachian State	75	2.5
1990-91	Keith Jennings, East Tennessee State	109	3.3
1991-92	Tim Brooks, Chattanooga	83	2.8
1992-93	Tyrone Phillips, Marshall	65	2.5
1993-94	Trazel Silvers, East Tennessee State	77	2.6
1994-95	Chad Leonard, The Citadel	68	2.5
1995-96	Sidney Coles, Marshall	70	2.7
1996-97	Sidney Coles, Marshall	70	2.5
1997-98	Jason Bell, VMI	67	2.9
1998-99	Jason Bell, VMI	77	3.0
1999-00	Tyson Patterson, Appalachian State	87	2.7
2000-01	Courtney Eldridge, UNC Greensboro	82	2.7
2001-02	Jason Conley, VMI	82	2.9
2002-03	Zakee Wadood, East Tennessee State	93	3.2
2003-04	Zakee Wadood, East Tennessee State	92	2.8
2004-05	D.J. Thompson, Appalachian State	81	2.7
2005-06	Ricky Hickman, UNC Greensboro	77	2.8
2006-07	D.J. Thompson, Appalachian State	85	2.6
2007-08	Brigham Waginger, Western Carolina	69	2.2



Davidson's Stephen Curry has led the SoCon in points and free throw percentage in each of his first two seasons.

# SoCon Tournament Records

## Individual

### Game

- Scoring** – 55, Skip Henderson (Marshall) vs. The Citadel, March 4, 1988  
**Field Goals Made** – 20, Skip Henderson (Marshall) vs. The Citadel, March 4, 1988  
**Field Goal Attempts** – 38, Darrell Floyd (Furman) vs. Virginia Tech, March 1, 1956  
**3-Point Field Goals Made** – 9, Skip Henderson (Marshall) vs. The Citadel, March 4, 1988  
**3-Point Field Goal Attempts** – 14, Shawn Hall (Appalachian State) vs. College of Charleston, Feb. 28, 2002; Skip Henderson (Marshall) vs. The Citadel, March 4, 1988  
**Free Throws Made** – 19, Greg Dennis (Western Carolina) vs. Appalachian State Feb. 23, 1980  
**Free Throw Attempts** – 22, Joe Holup (George Washington) vs. West Virginia, March 5, 1954  
**Rebounds** – 28, Chris Smith (Virginia Tech) vs. George Washington Feb. 26, 1960  
**Assists** – 13, Richard Little (VMI) vs. Chattanooga, March 7, 2003  
**Blocked Shots** – 6, Omar Roland (Marshall) vs. Furman, March 4, 1990; Lewis Preston (VMI) vs. Furman March 4, 1993; Ricky Nedd (Appalachian State) vs. East Tennessee State, March 5, 1993  
**Steals** – 8, Trazel Silvers (East Tennessee State) vs. Appalachian State, March 5, 1993

### Three Games

- Scoring** – 109, John Taft (Marshall), 1989  
**Field Goals Made** – 40, John Taft (Marshall), 1989  
**Field Goal Attempts** – 65, Tim Smith (East Tennessee State), 2004  
**3-Point Field Goals Made** – 15, Keith Veney (Marshall), 1997  
**3-Point Field Goal Attempts** – 32, Stephen Curry (Davidson), 2007  
**Free Throws Made** – 40, Jeff Cohen (William & Mary), 1961  
**Free Throw Attempts** – 54, Jeff Cohen (William & Mary), 1961  
**Rebounds** – 70, Chris Smith (Virginia Tech), 1960  
**Assists** – 26, Keith Jennings (East Tennessee State), 1990  
**Blocked Shots** – 11, Zakee Wadood (East Tennessee State), 2003  
**Steals** – 12, Derek Rucker (Davidson), 1986; D.J. Thompson (Appalachian State), 2005

### Top Scoring Games

- 55 Skip Henderson, Marshall vs. The Citadel.....March 4, 1988
- 45 Jon Feldman, George Washington vs. William & Mary .....March 4, 1961
- 43 Darrell Floyd, Furman vs. Virginia Tech.....March 1, 1956
- 42 Rod Hundley, West Virginia vs. Furman.....March 2, 1956
- 42 Terry Boyd, Western Carolina vs. Chattanooga .....March 1, 1991
- 41 Walter Devlin, George Washington vs. Richmond .....March 6, 1954
- 41 Fred Hetzel, Davidson vs. VMI.....Feb. 28, 1964
- 41 Frankie King, Western Carolina) vs. Davidson.....March 5, 1994
- 40 Joe Holup, George Washington vs. West Virginia.....March 5, 1954
- 40 Anquell McCollum, Western Carolina vs. VMI .....March 2, 1996

### Top Championship Scoring Games

- 45 Jon Feldman, George Washington vs. William & Mary .....March 4, 1961
- 41 Walter Devlin, George Washington vs. Richmond .....March 6, 1954
- 38 Jeff Cohen, William & Mary vs. George Washington .....March 4, 1961
- 38 LaVerne Evans, Marshall vs. Chattanooga .....March 4, 1984
- 36 Roy Simpson, Furman vs. East Carolina .....March 4, 1972
- 36 John Taft, Marshall vs. East Tennessee State .....March 5, 1989
- 31 Sam Ranzino, North Carolina State vs. Duke .....March 3, 1950
- 31 Al Daniel, Furman vs. Appalachian State .....March 4, 1979
- 31 Keith Jennings, East Tennessee State vs. Appalachian State ..March 3, 1991
- 30 Rod Hundley, West Virginia vs. George Washington .....March 5, 1955


## Team

### Game

- Scoring** – 126, Furman vs. VMI, March 2, 1972  
**Field Goals Made** – 49, West Virginia vs. William & Mary, Feb. 26, 1960; Furman vs. VMI, March 2, 1972  
**Field Goal Attempts** – 93, West Virginia vs. William & Mary, Feb. 26, 1960  
**3-Point Field Goals Made** – 17, VMI vs. Western Carolina, March 2, 1996  
**3-Point Field Goal Attempts** – 43, VMI vs. Western Carolina, March 2, 1996  
**Free Throws Made** – 37, Furman vs. The Citadel, March 3, 1979; Marshall vs. Chattanooga, March 4, 1984  
**Free Throw Attempts** – 55, West Virginia vs. George Washington, March 2, 1962  
**Rebounds** – 69, Davidson vs. VMI, Feb. 28, 1963  
**Fewest Points Allowed** – 33, VMI vs. Richmond, March 4, 1976  
**Fewest Field Goals Allowed** – 10, Elon vs. Furman, March 7, 2008  
**Fewest Free Throws Allowed** – 0, Appalachian State vs. East Carolina, Feb. 28, 1976  
**Assists** – 29, Marshall vs. The Citadel, Feb. 23, 1980  
**Blocked Shots** – 10, East Tennessee State vs. The Citadel, March 6, 1992; Appalachian State vs. Georgia Southern, March 4, 1994  
**Steals** – 17, Marshall vs. Davidson, March 1, 1985; Chattanooga vs. VMI, March 6, 1992

### Three Games

- Points** – 304, East Tennessee State, 1991  
**Field Goals Made** – 116, West Virginia, 1960  
**Field Goal Attempts** – 208, East Tennessee State, 1993  
**3-Point Field Goals Made** – 30, Marshall, 1997  
**3-Point Field Goal Attempts** – 80, Chattanooga, 2004  
**Free Throws Made** – 92, Davidson, 1969  
**Free Throw Attempts** – 120, West Virginia, 1962  
**Rebounds** – 135, Elon, 2008  
**Fewest Points Allowed** – 150, Davidson, 2008  
**Fewest Field Goals Allowed** – 51, Davidson, 2008  
**Fewest Free Throws Allowed** – 16, VMI, 1976  
**Assists** – 64, East Tennessee State, 1991; Appalachian State, 1995  
**Blocked Shots** – 23, East Tennessee State, 2004  
**Steals** – 32, Marshall, 1984



Marshall's Skip Henderson scored a tournament-record 55 points against The Citadel in 1988.